

7. Appendices

1.1 Appendix A: LHIN 1 - Erie St Clair

Number of Physicians by Vendor

Vendor	General Practitioner	Specialist	Total
QHR Technologies Inc.	111	115	226
Telus Health Solutions	136	29	165
WELL EMR Group Inc.	14	9	23
ABELMED	8	6	14
Canada Health Systems Inc.	6	2	8
YES Medical System	1	7	8
YMS		5	5
Alpha Global iT Inc.	3	1	4
Indivica Inc.		1	1
P & P Data Systems Inc.		1	1
Total	279	176	455

EMR Penetration

45.5%

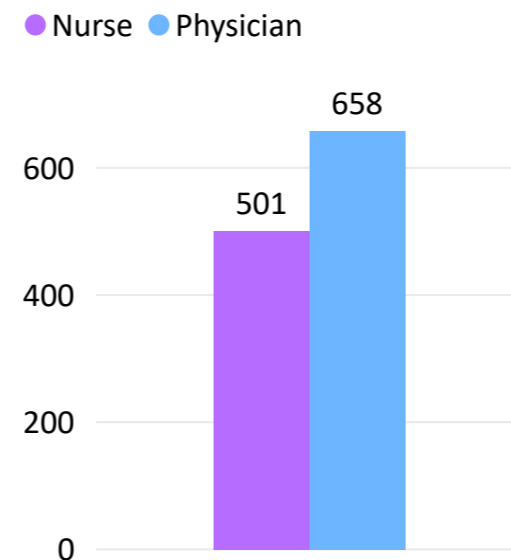
HRM Penetration

46.3%

OLIS Penetration

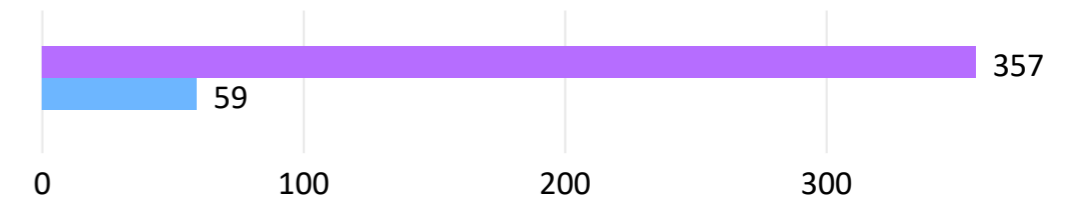
55.0%

ONE ID Users by Clinicians



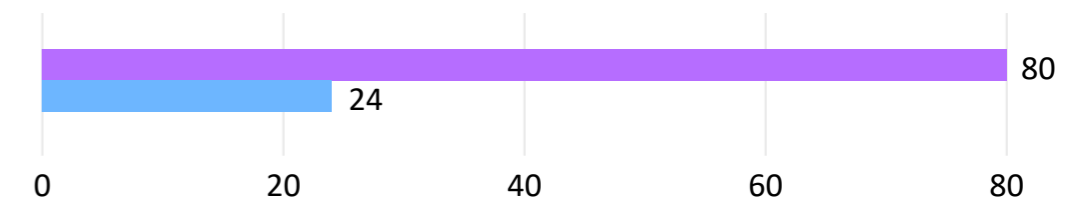
eConsult Penetration

Registered primary care providers Active primary care providers



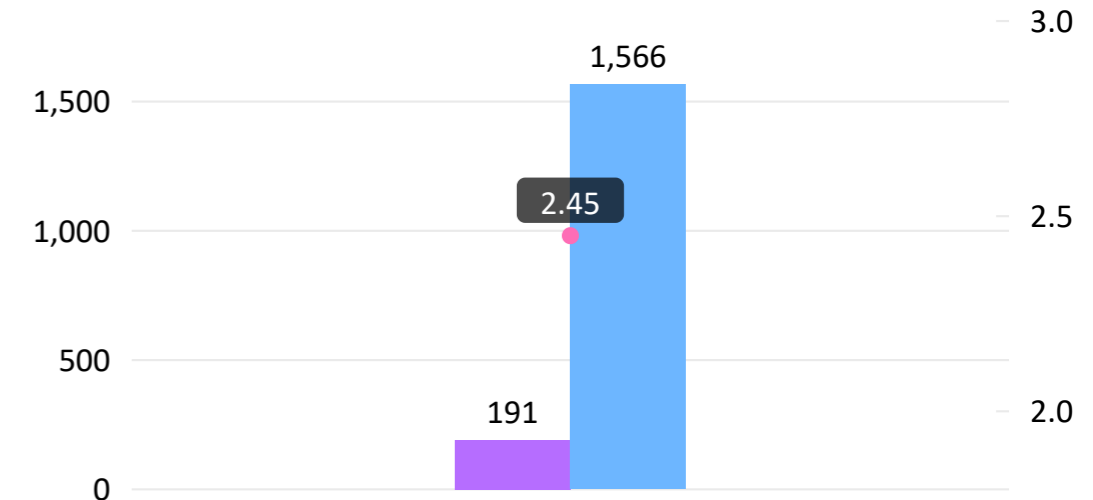
eConsult Penetration

Registered Specialists Active Specialists



eConsults Sent

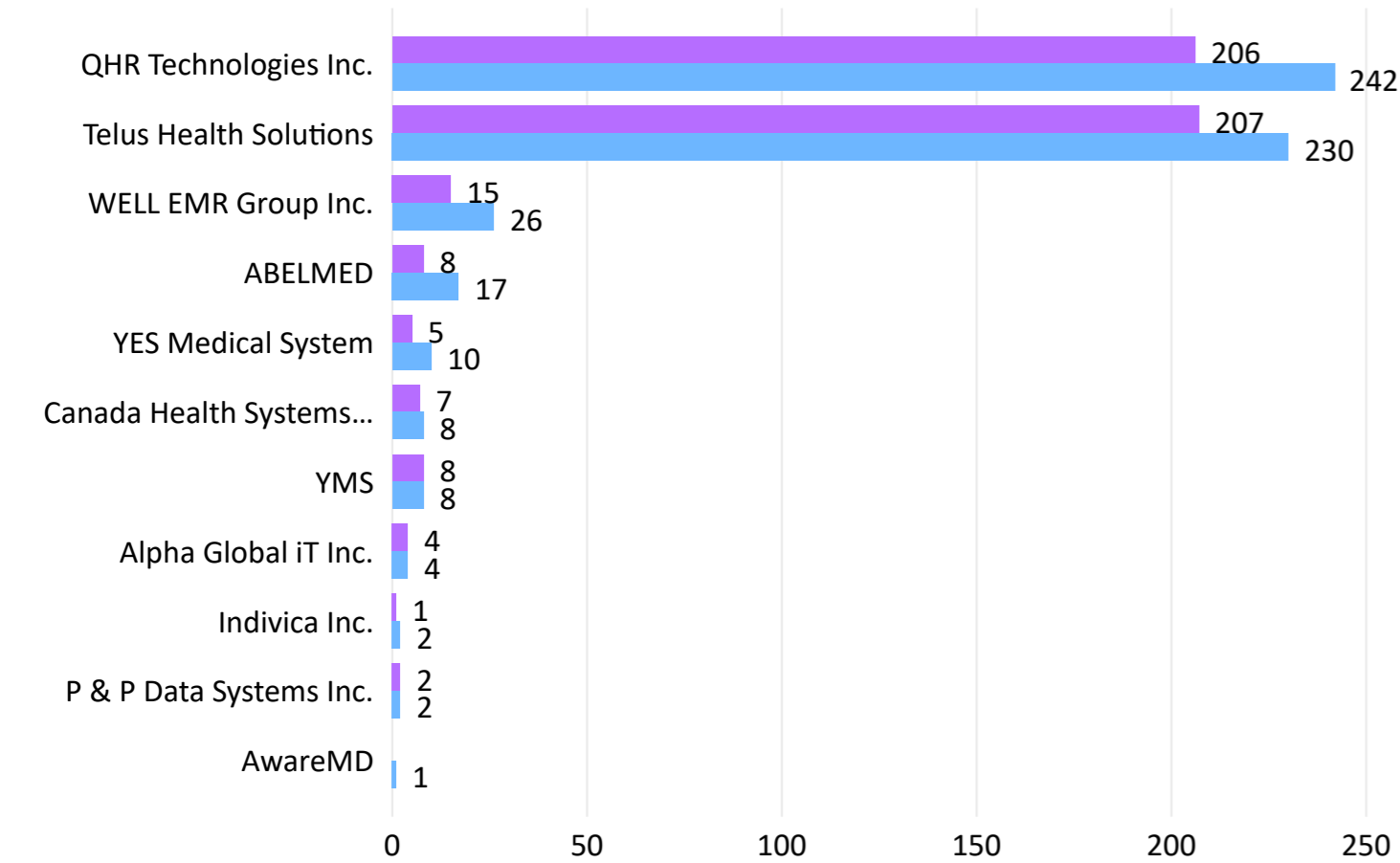
October 2020 November 2019 to October 2020 # Sent per 1000



1.1 Appendix A: LHIN 1 - Erie St Clair

Number of HRM and OLIS Users by Vendor

● Number of HRM users ● Number of OLIS users



Sending Facility Status

Site	HRM	eNotifications
Bluewater Health - Petrolia Site	Yes	Yes
Bluewater Health - Sarnia General Site	Yes	Yes
Erie Shores Healthcare	Yes	Yes
Hotel-Dieu Grace Healthcare	Yes	No
Maryvale	No	No
Public General Hospital Society of Chatham	Yes	Yes
Sydenham District Hospital	Yes	Yes
Windsor Regional Hospital - Metropolitan	Yes	Yes
Windsor Regional Hospital - Ouellette Campus	Yes	Yes

Number of Physicians Live on Dashboard

22 dashboard users

1.2 Appendix B: LHIN 2 - South West

Vendor	General Practitioner	Specialist	Not Specified	Total
Telus Health Solutions	463	110	1	574
QHR Technologies Inc.	295	130		425
WELL EMR Group Inc.	36	19		55
ABELMED	13	6		19
Canada Health Systems Inc.	4	3		7
Avaros	6			6
YMS		6		6
Alpha Global iT Inc.		3		3
P & P Data Systems Inc.	1			1
Total	818	277	1	1096

EMR Penetration

48.4%

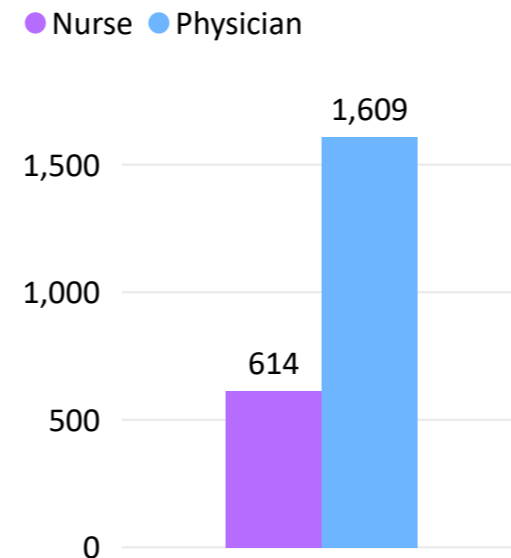
HRM Penetration

30.2%

OLIS Penetration

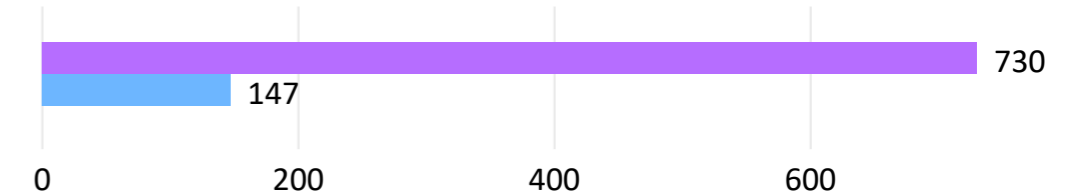
55.8%

ONE ID Users by Clinicians



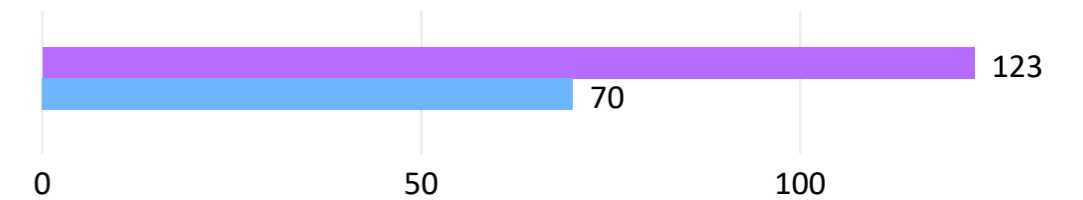
eConsult Penetration

Registered primary care providers Active primary care providers



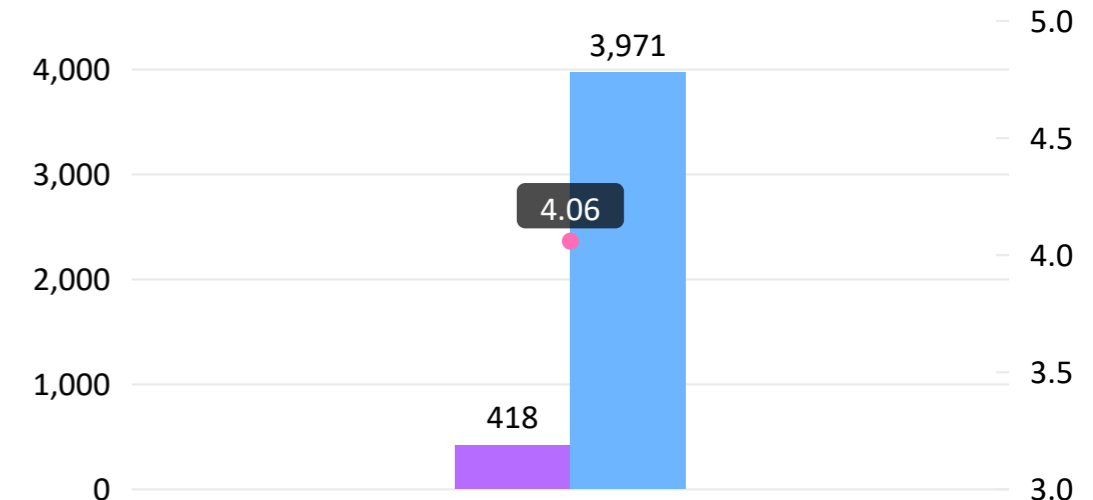
eConsult Penetration

Registered Specialists Active Specialists



eConsults Sent

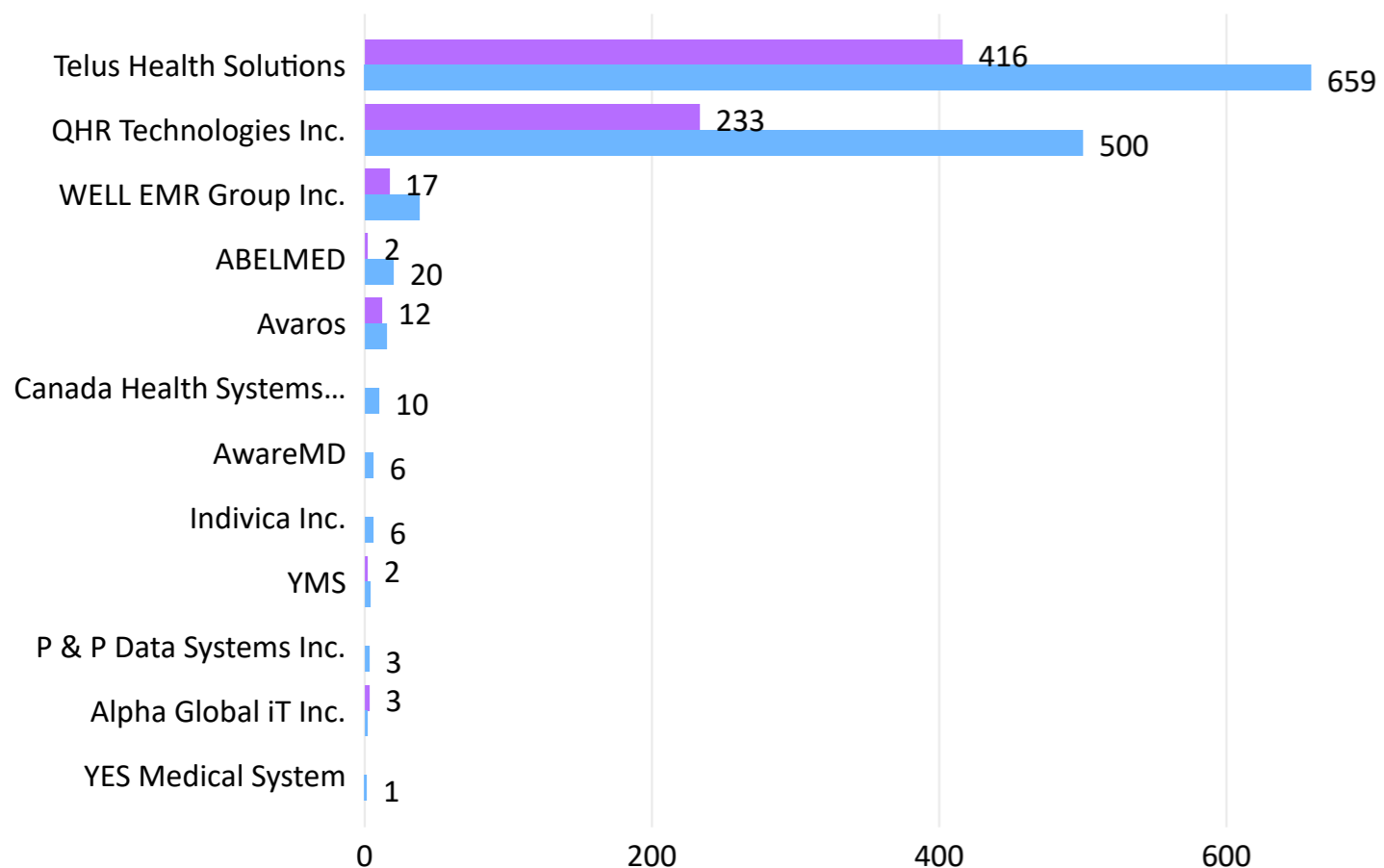
October 2020 November 2019 to October 2020 # Sent per 1000



1.2 Appendix B: LHIN 2 - South West

Number of HRM and OLIS Users by Vendor

● Number of HRM users ● Number of OLIS users



Number of Physicians Live on Dashboard

93 dashboard users

Sending Facility Status

Site	HRM	eNotifications
Alexandra Hospital	Yes	Yes
Alexandra Marine and General Hospital	Yes	Yes
Clinton Public Hospital	Yes	Yes
Four Counties Health Services Corp.	Yes	Yes
Grey Bruce Health Services - Lions Head	Yes	Yes
Grey Bruce Health Services - Markdale Site	Yes	Yes
Grey Bruce Health Services - Meaford Site	Yes	Yes
Grey Bruce Health Services - Owen Sound	Yes	Yes
Grey Bruce Health Services - Southampton	Yes	Yes
Grey Bruce Health Services - Wiarton Site	Yes	Yes
Hanover And District Hospital	Yes	Yes
Listowel Memorial Hospital	Yes	Yes
London Health Sciences Centre - University Hospital	Yes	Yes
London Health Sciences Centre - Victoria Hospital	Yes	Yes
Seaforth Community Hospital	Yes	Yes
South Bruce Grey Health Centre - Chesley	Yes	Yes
South Bruce Grey Health Centre - Durham	Yes	Yes
South Bruce Grey Health Centre - Kincardine	Yes	Yes
South Bruce Grey Health Centre - Walkerton	Yes	Yes
South Huron Hospital	Yes	Yes
St. Marys Memorial Hospital	Yes	Yes
St. Thomas-Elgin General Hospital	Yes	Yes
St..Joseph's Health Care, London	Yes	Yes
St..Joseph's Health Care, London - Parkwood	Yes	No
St..Joseph's Health Care, London – St. Thomas	Yes	No
Stratford General Hospital	Yes	Yes
Strathroy Middlesex General Hospital	Yes	Yes
Tillsonburg District Memorial Hospital	Yes	Yes
Wingham and District Hospital	Yes	Yes
Woodstock General Hospital Trust	Yes	Yes

1.3 Appendix C: LHIN 3 - Waterloo Wellington

Vendor	General Practitioner	Specialist	Total
Telus Health Solutions	490	63	553
QHR Technologies Inc.	20	98	118
WELL EMR Group Inc.	38	24	62
P & P Data Systems Inc.	21	3	24
AwareMD		23	23
ABELMED	10	5	15
Indivica Inc.		10	10
YMS		7	7
Canada Health Systems Inc.	2	3	5
Alpha Global IT Inc.	1	2	3
YES Medical System		1	1
Total	582	239	821

EMR Penetration

60.5%

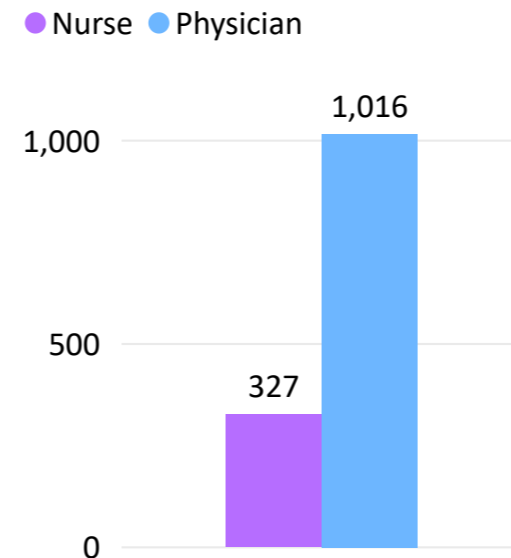
HRM Penetration

49.2%

OLIS Penetration

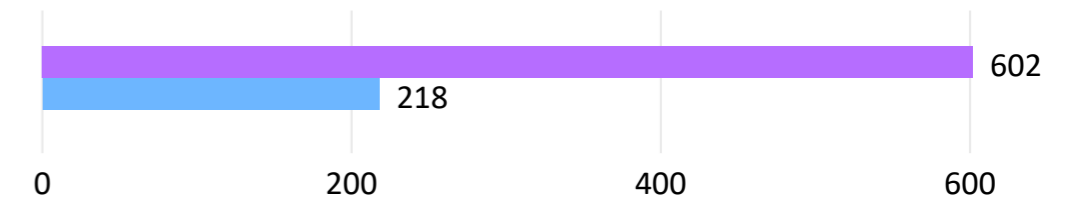
51.3%

ONE ID Users by Clinicians



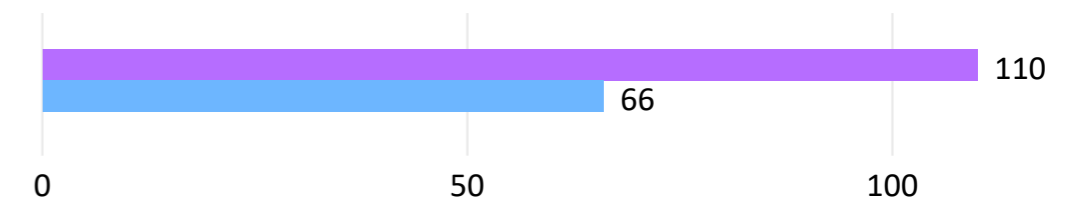
eConsult Penetration

Registered primary care providers Active primary care providers



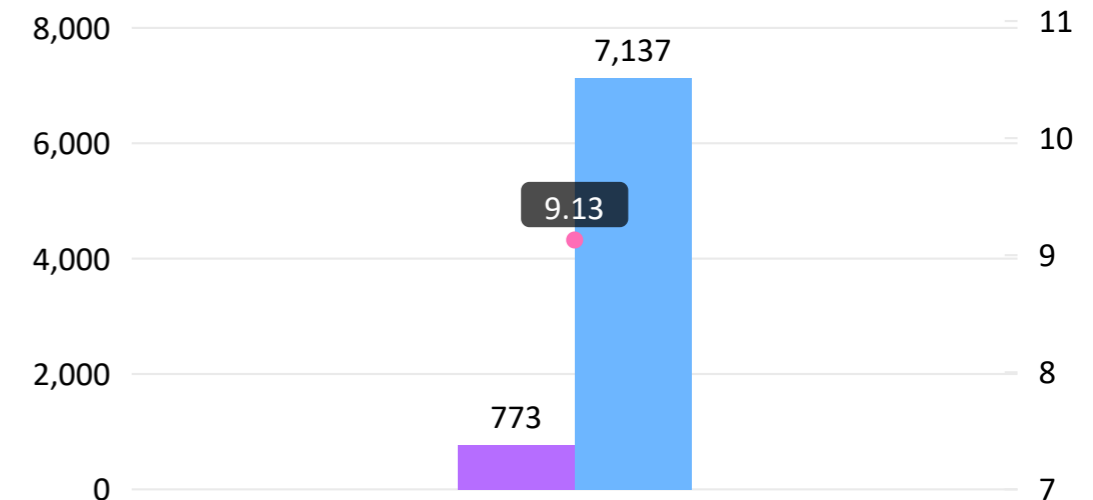
eConsult Penetration

Registered specialists Active specialists



eConsults Sent

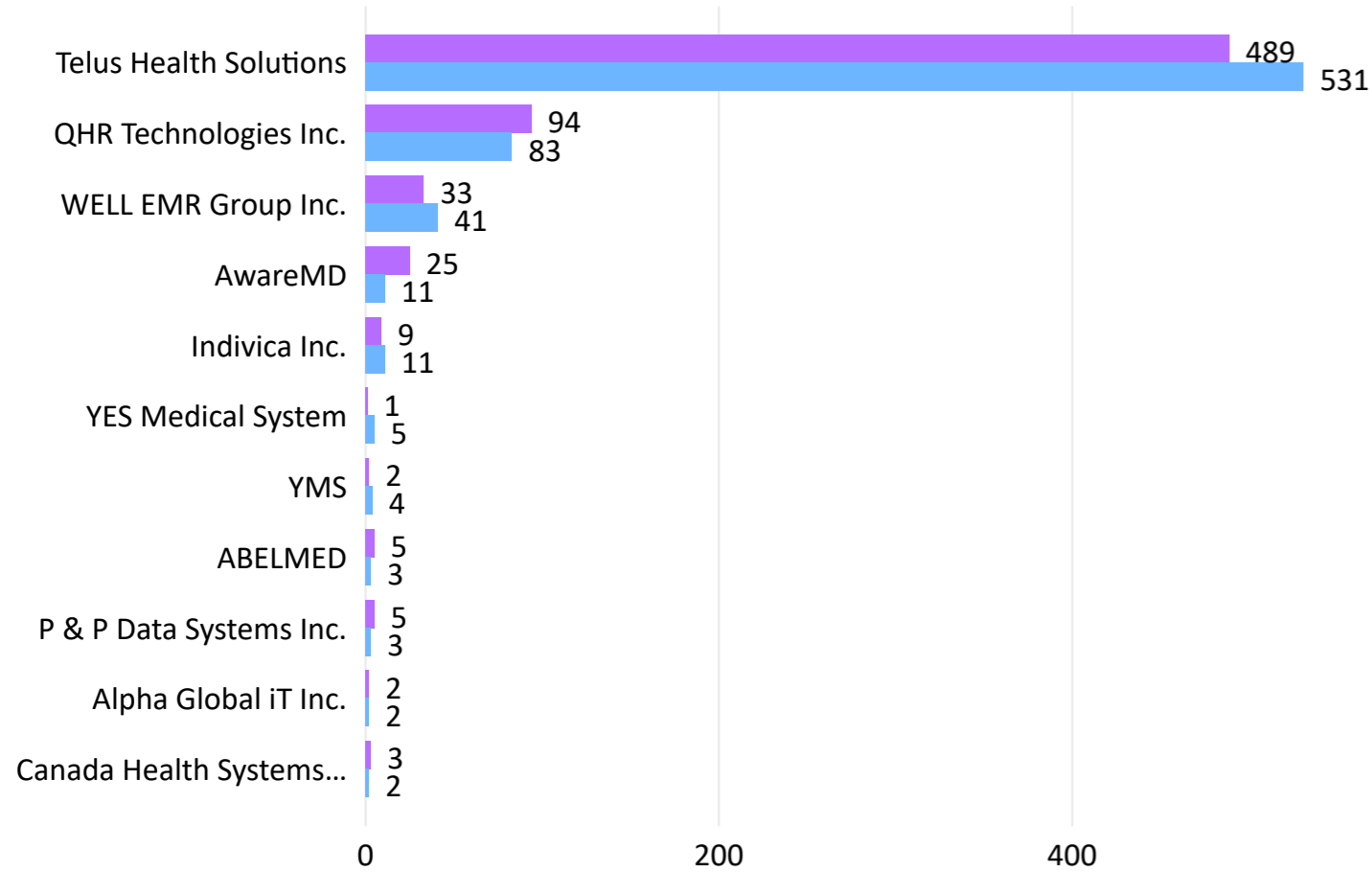
October 2020 November 2019 to October 2020 # Sent per 1000



1.3 Appendix C: LHIN 3 - Waterloo Wellington

Number of HRM and OLIS Users by Vendor

● Number of HRM users ● Number of OLIS users



Sending Facility Status

Site	HRM	eNotifications
Cambridge Memorial Hospital	Yes	Yes
Grand River Hospital Corp. - Freeport Site	Yes	No
Grand River Hospital Corp. - Waterloo Site	Yes	No
Groves Memorial Community Hospital	Yes	No
Guelph General Hospital	Yes	No
Homewood Health Centre Inc.	Yes	No
North Wellington Health Care - Mount Forest	Yes	No
North Wellington Health Care - Palmerston	Yes	No
St. Joseph's Health Centre, Guelph	Yes	No
St. Mary's General Hospital	Yes	Yes

Number of Physicians Live on Dashboard

64 dashboard users

1.4 Appendix D: LHIN 4 - Hamilton Niagara

Vendor	General Practitioner	Specialist	Not Specified	Total
Telus Health Solutions	602	110	1	713
QHR Technologies Inc.	142	283		425
WELL EMR Group Inc.	156	74		230
ABELMED	26	37		63
P & P Data Systems Inc.	36	9		45
Indivica Inc.	7	15		22
Canada Health Systems Inc.	13	3		16
YMS	1	14		15
AwareMD		6		6
Alpha Global iT Inc.	2	3		5
YES Medical System	1	1		2
Avaros	1			1
Total	987	555	1	1543

EMR Penetration

49.1%

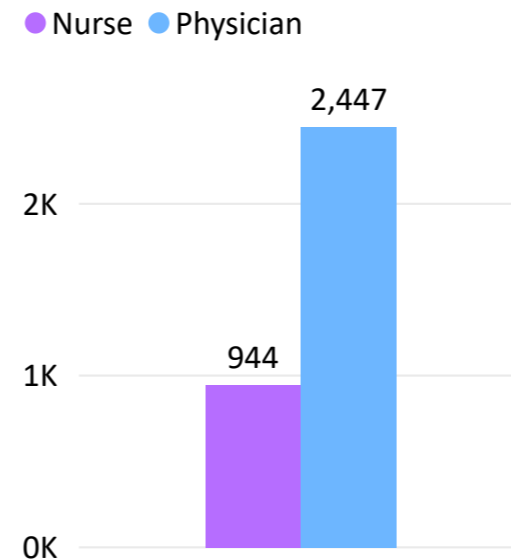
HRM Penetration

31.9%

OLIS Penetration

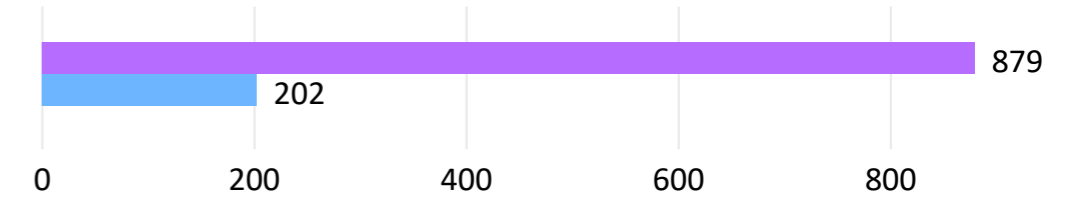
47.4%

ONE ID Users by Clinicians



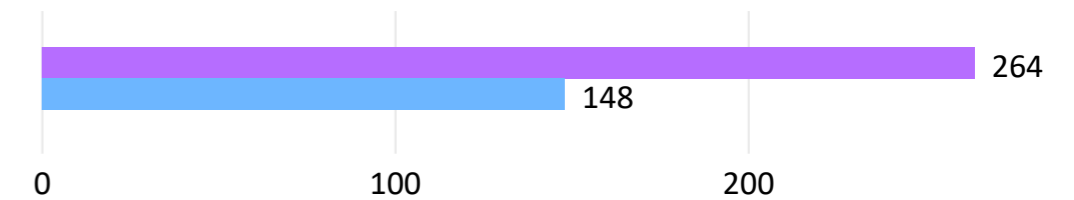
eConsult Penetration

Registered primary care providers Active primary care providers



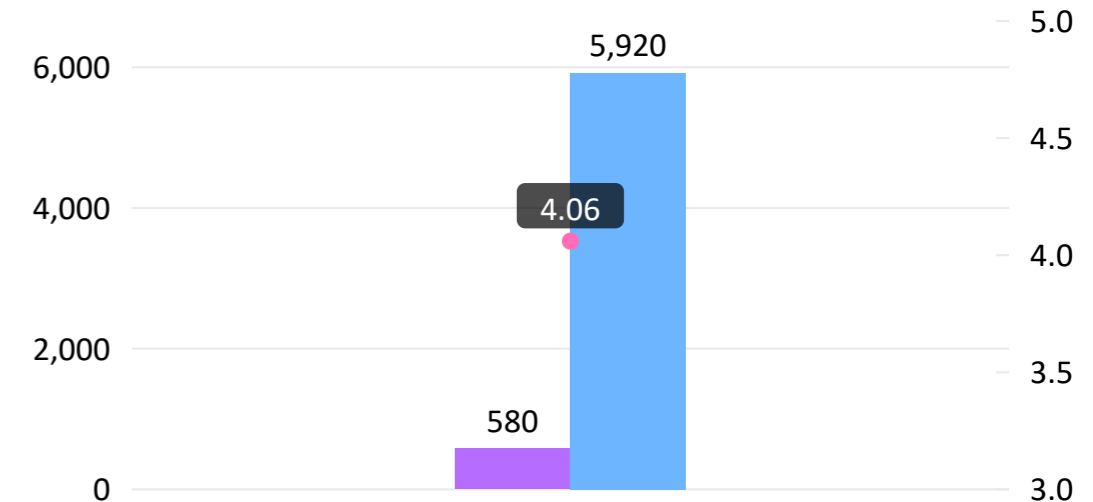
eConsult Penetration

Registered specialists Active specialists



eConsults Sent

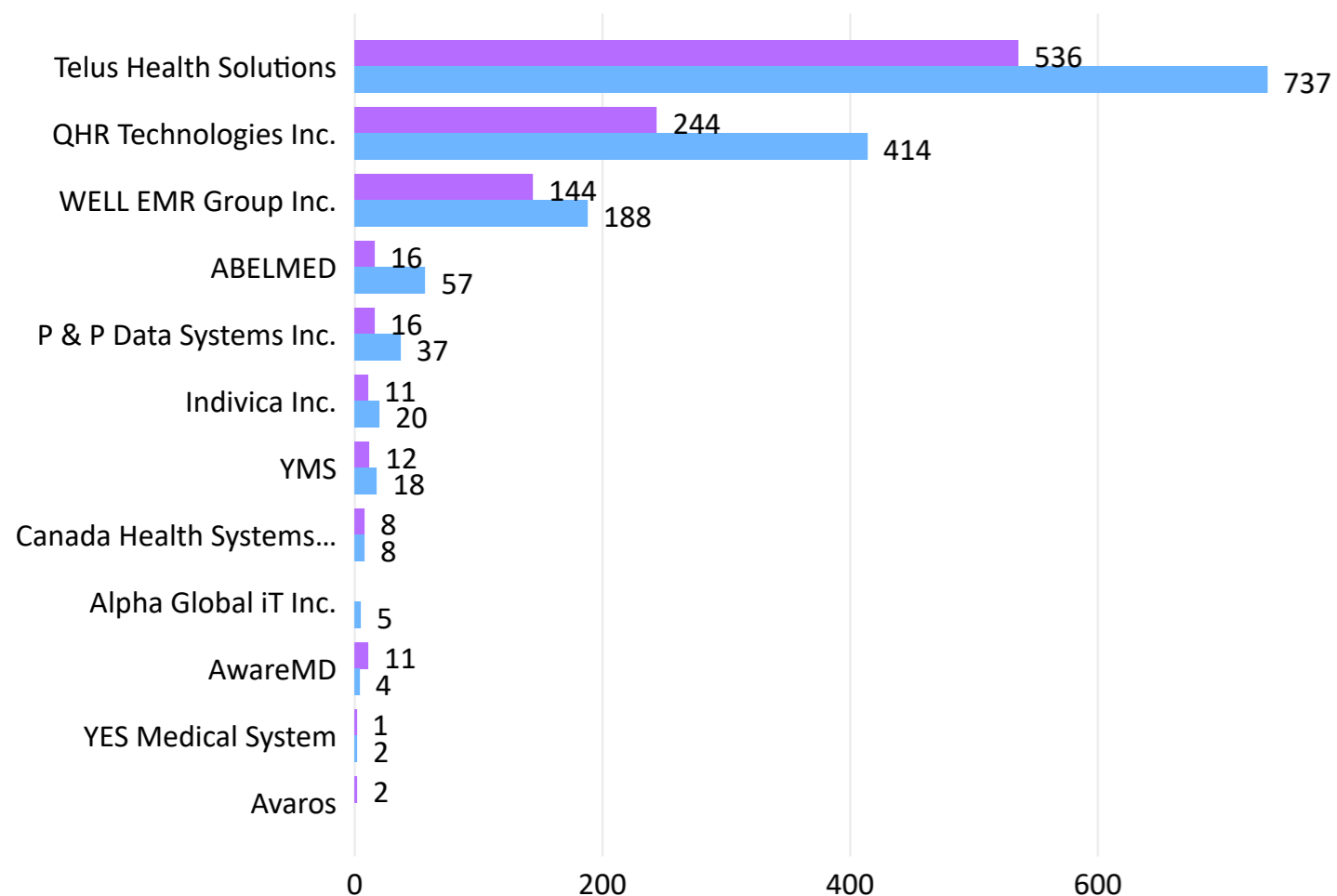
October 2020 November 2019 to October 2020 # Sent per 1000



1.4 Appendix D: LHIN 4 - Hamilton Niagara

Number of HRM and OLIS Users by Vendor

● Number of HRM users ● Number of OLIS users



Number of Physicians Live on Dashboard

171 dashboard users

Sending Facility Status

Site	HRM	eNotifications
Brant Community Healthcare System - Brantford	Yes	Yes
Brant Community Healthcare System - Willet	Yes	No
Haldimand War Memorial Hospital	Yes	Yes
Hamilton Health Sciences Corp. - General	Yes	Yes
Hamilton Health Sciences Corp. - Juravinski Cancer Centre	Yes	No
Hamilton Health Sciences Corp. - Juravinski Hospital	Yes	Yes
Hamilton Health Sciences Corp. - McMaster Children's Hospital	Yes	No
Hamilton Health Sciences Corp. - McMaster University Medical Centre	Yes	Yes
Hamilton Health Sciences Corp. - Regional Rehabilitation Centre	Yes	No
Hamilton Health Sciences Corp. - Ron Joyce Children's Health Centre	Yes	No
Hamilton Health Sciences Corp. - St. Peter's Hospital	Yes	Yes
Hamilton Health Sciences Corp. - West End Clinic/Urgent Care Centre	Yes	Yes
Hamilton Health Sciences Corp. - West Lincoln Memorial Hospital	Yes	Yes
Joseph Brant Hospital	Yes	Yes
Niagara Health System - Fort Erie Douglas	Yes	Yes
Niagara Health System - Greater Niagara	Yes	Yes
Niagara Health System - Port Colborne Site	Yes	Yes
Niagara Health System - St. Catharines General	Yes	Yes
Niagara Health System - Welland County	Yes	Yes
Norfolk General Hospital	Yes	Yes
Religious Hospital of St. Joseph-Hotel Dieu	Yes	No
St. Joseph's Health Care System Hamilton - Charlton Campus	Yes	Yes
St. Joseph's Health Care System Hamilton - King Campus	Yes	Yes
St. Joseph's Health Care System Hamilton - West 5th Campus	Yes	Yes
West Haldimand General Hospital	Yes	Yes

1.5 Appendix E: LHIN 5 - Central West

Vendor	General Practitioner	Specialist	Total
QHR Technologies Inc.	132	118	250
Telus Health Solutions	185	48	233
WELL EMR Group Inc.	132	61	193
P & P Data Systems Inc.	62	4	66
Canada Health Systems Inc.	41	15	56
Indivica Inc.	33	16	49
ABELMED	16	6	22
Alpha Global iT Inc.	4	1	5
YES Medical System	2		2
AwareMD		1	1
YMS		1	1
Total	607	271	878

EMR Penetration

68.2%

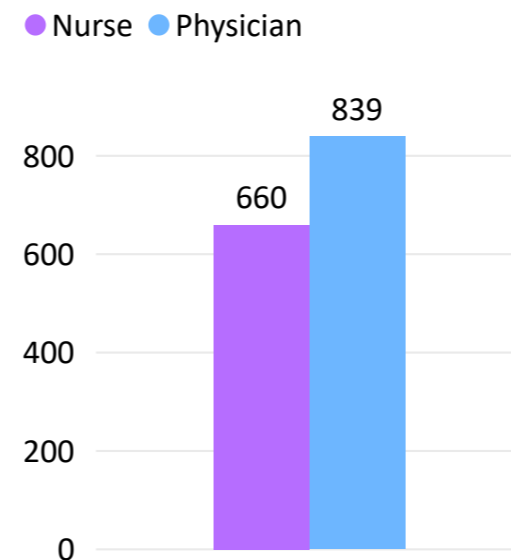
HRM Penetration

45.0%

OLIS Penetration

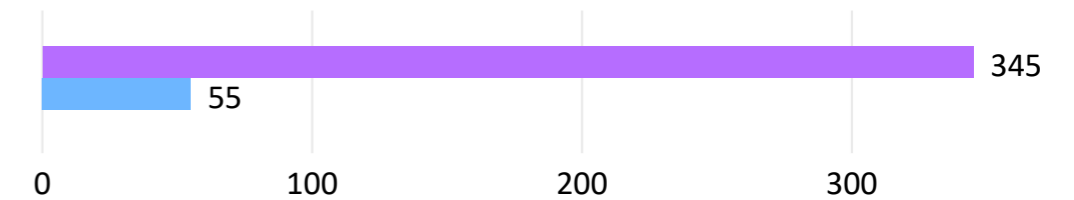
57.6%

ONE ID Users by Clinicians



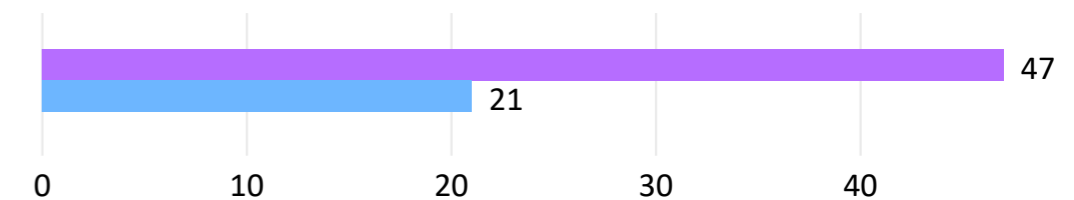
eConsult Penetration

Registered primary care providers Active primary care providers



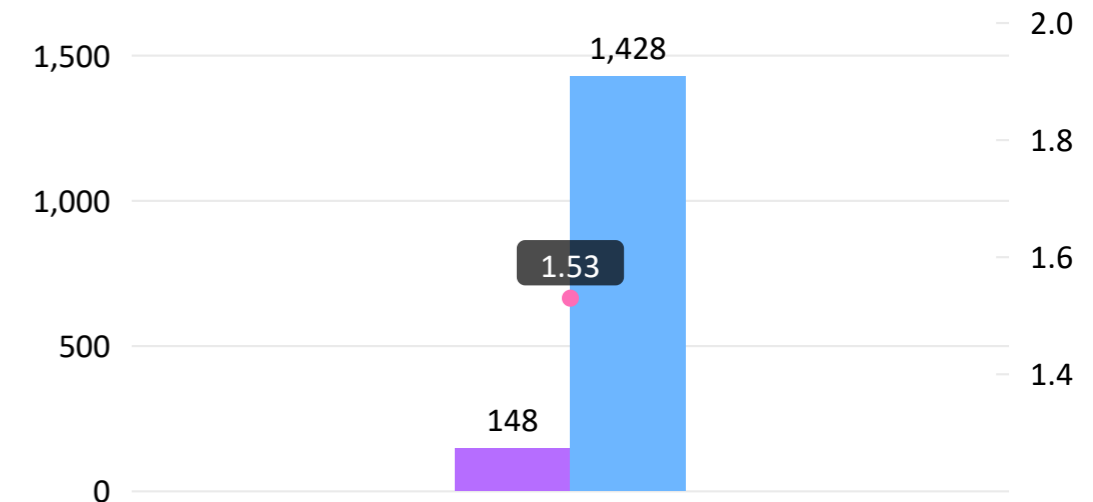
eConsult Penetration

Registered specialists Active specialists



eConsults Sent

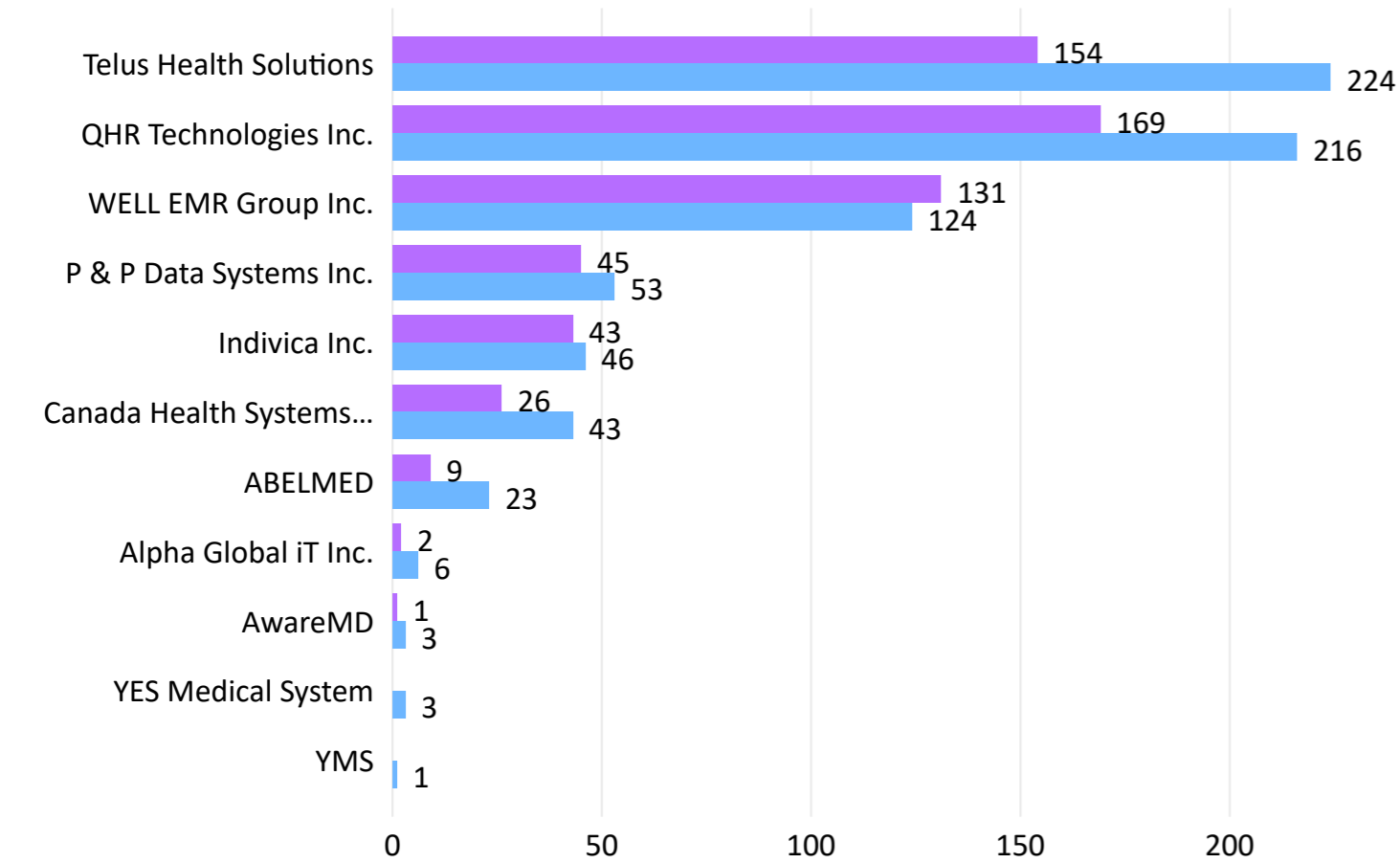
October 2020 November 2019 to October 2020 # Sent per 1000



1.5 Appendix E: LHIN 5 - Central West

Number of HRM and OLIS Users by Vendor

● Number of HRM users ● Number of OLIS users



Sending Facility Status

Site	HRM	eNotifications
Headwaters Health Care Centre - Dufferin	Yes	Yes
William Osler Health System - Civic Site	Yes	No
William Osler Health System - Etobicoke	Yes	No
William Osler Health System - Peel Memorial	Yes	No

Number of Physicians Live on Dashboard

41 dashboard users

1.6 Appendix F: LHIN 6 - Mississauga Halton

Vendor	General Practitioner	Specialist	Not Specified	Total
Telus Health Solutions	317	88	1	406
QHR Technologies Inc.	193	144		337
WELL EMR Group Inc.	197	49		246
Indivica Inc.	44	4	1	49
ABELMED	18	22		40
Canada Health Systems Inc.	27	2		29
P & P Data Systems Inc.	19	5		24
AwareMD		19		19
Alpha Global iT Inc.	2	2		4
YES Medical System	3			3
YMS	1	2		3
Total	821	337	2	1160

EMR Penetration

51.6%

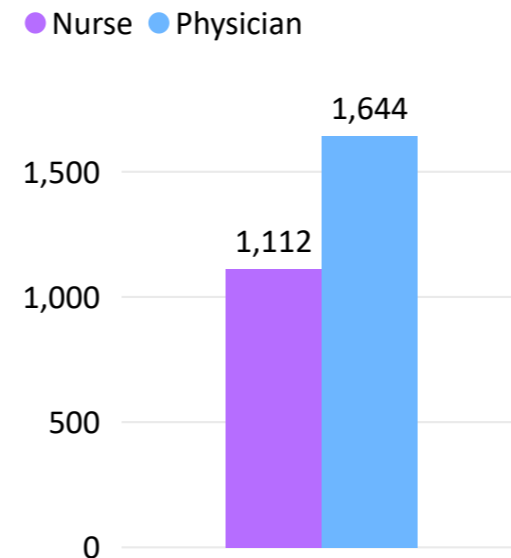
HRM Penetration

38.9%

OLIS Penetration

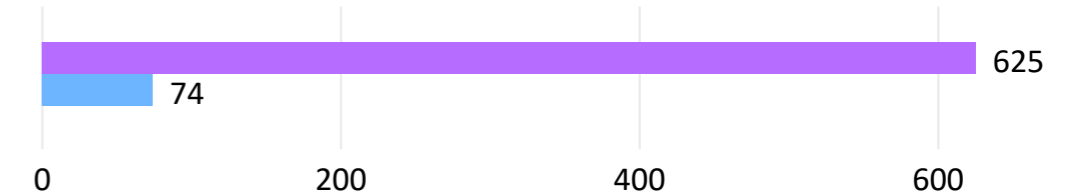
47.0%

ONE ID Users by Clinicians



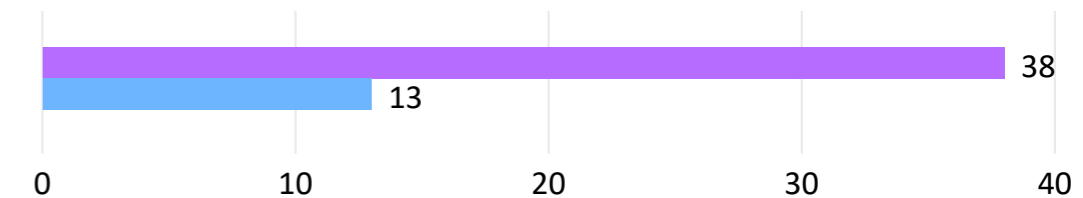
eConsult Penetration

Registered primary care providers Active primary care providers



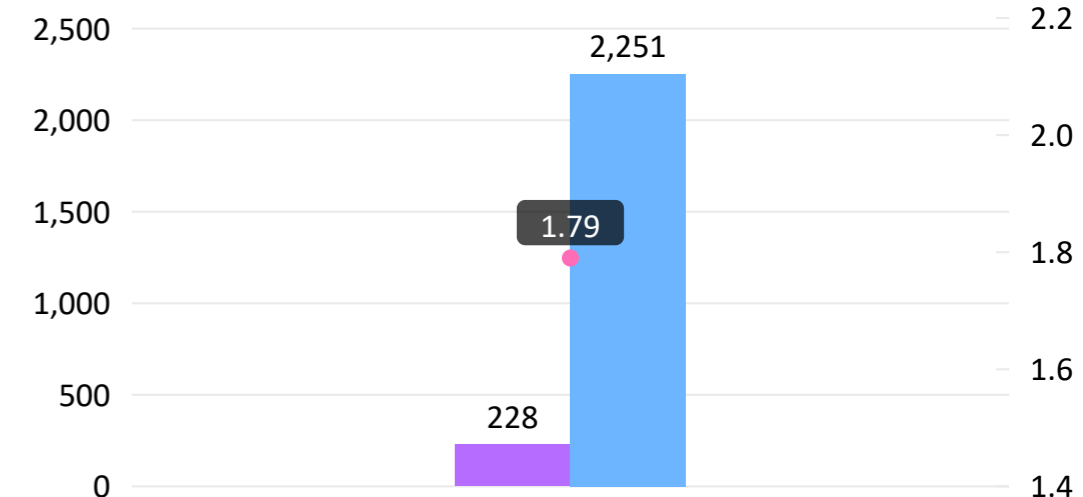
eConsult Penetration

Registered Specialists Active Specialists



eConsults Sent

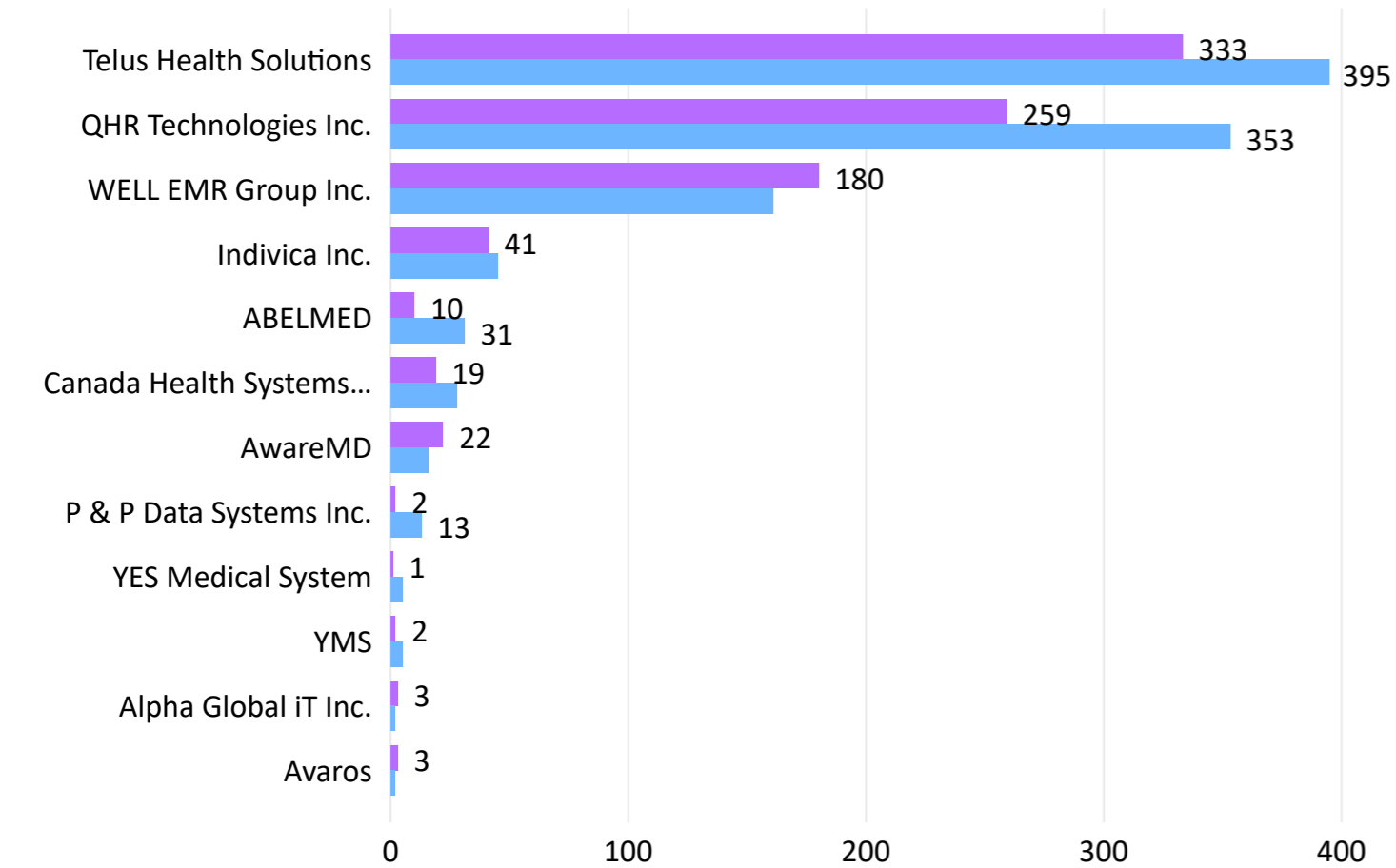
October 2020 November 2019 to October 2020 # Sent per 1000



1.6 Appendix F: LHIN 6 - Mississauga Halton

Number of HRM and OLIS Users by Vendor

● Number of HRM users ● Number of OLIS users



Sending Facility Status

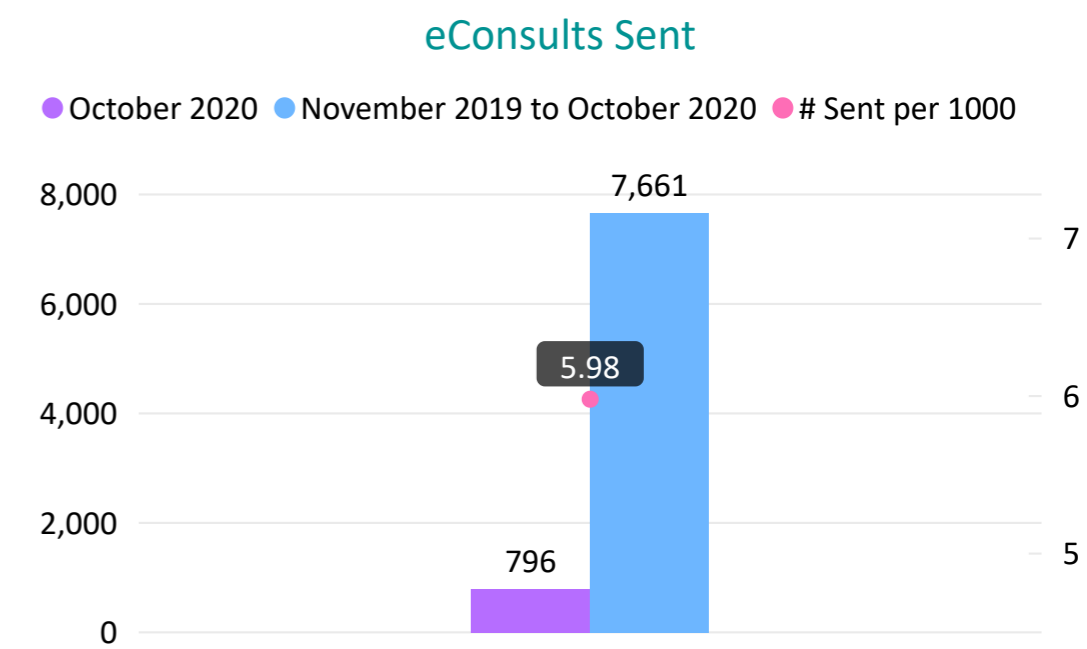
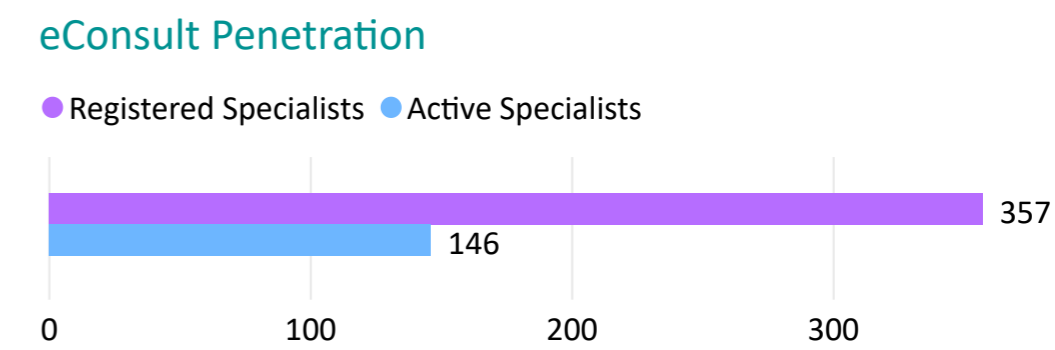
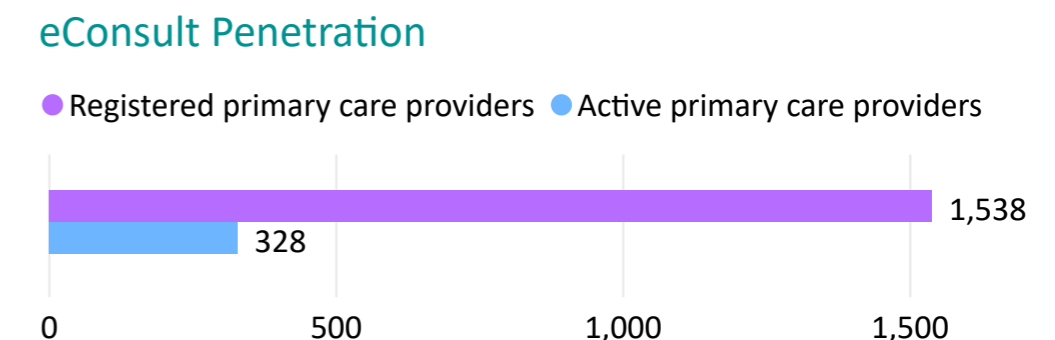
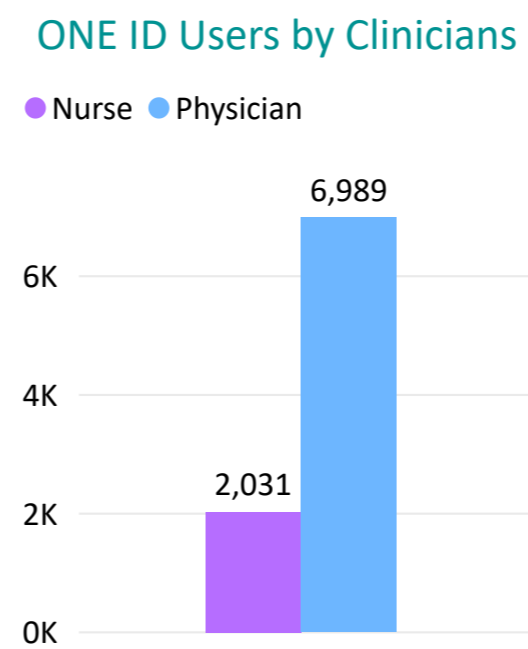
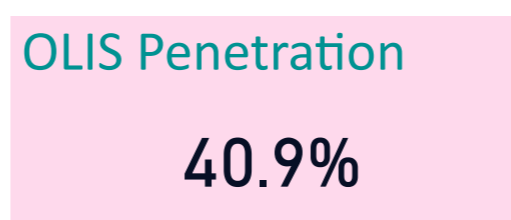
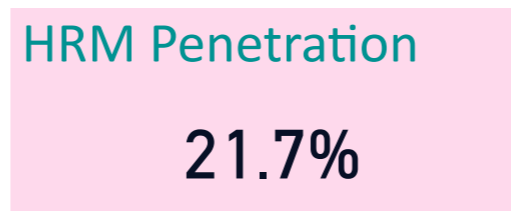
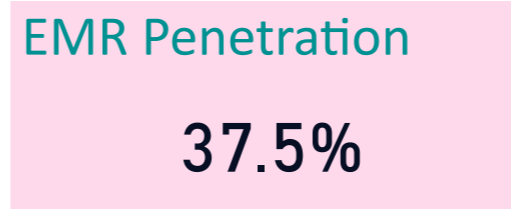
Site	HRM	eNotifications
Halton Healthcare Services Corp. - Georgetown	Yes	No
Halton Healthcare Services Corp. - Milton	Yes	No
Halton Healthcare Services Corp. - Oakville	Yes	No
Trillium Health Partners - Credit Valley	Yes	No
Trillium Health Partners - Mississauga Site	Yes	No
Trillium Health Partners - Queensway Health	Yes	No

Number of Physicians Live on Dashboard

68 dashboard users

1.7 Appendix G: LHIN 7 - Toronto Central

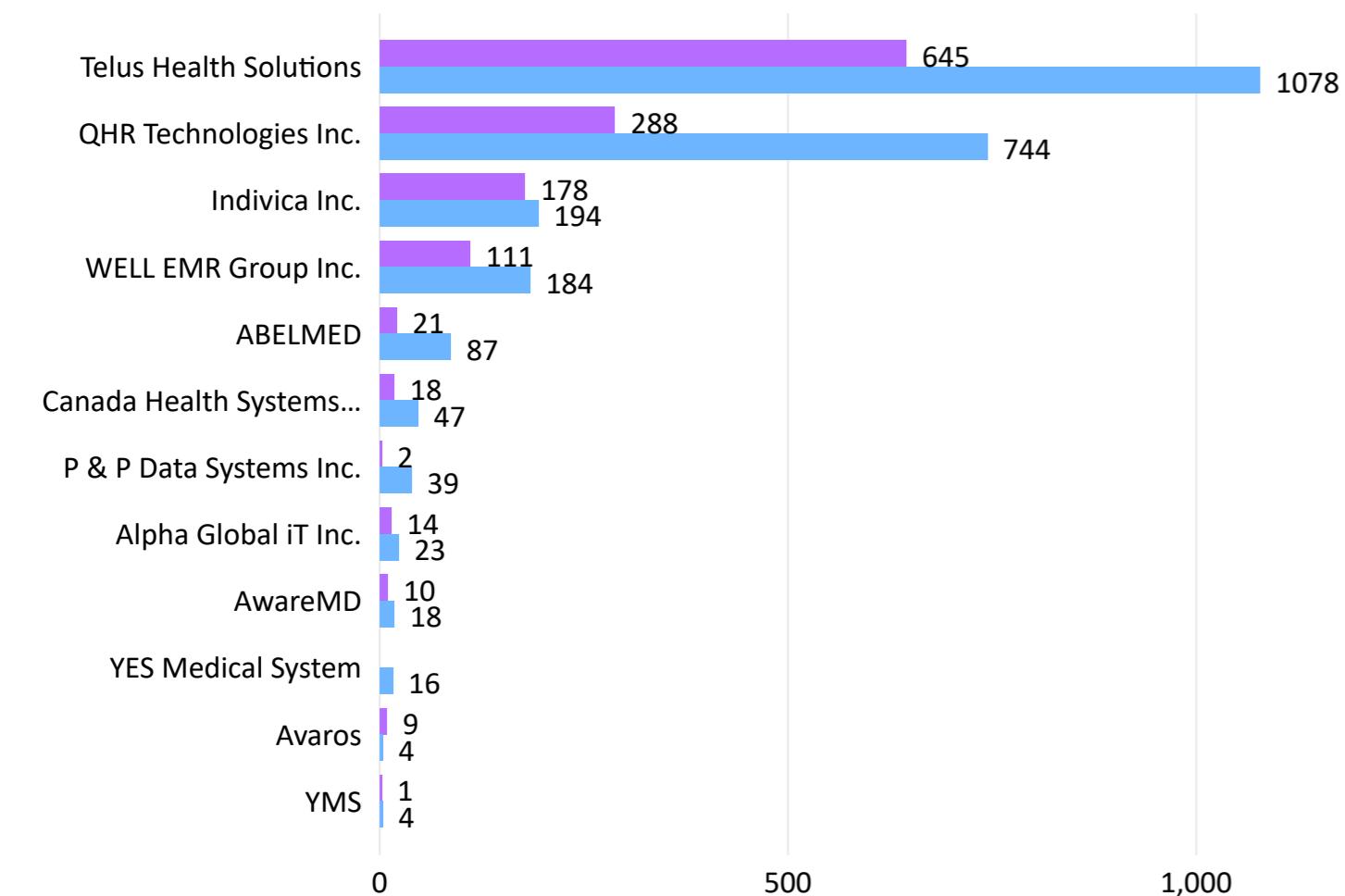
Vendor	General Practitioner	Specialist	Not Specified	Total
ABELMED	27	51		78
Alpha Global iT Inc.	16	4		20
Avaros	4	1		5
AwareMD		7		7
Canada Health Systems Inc.	53	11		64
Indivica Inc.	212	31		243
InputHealth Systems Inc	1			1
P & P Data Systems Inc.	32	15		47
QHR Technologies Inc.	167	425		592
Telus Health Solutions	721	217	1	939
WELL EMR Group Inc.	108	110		218
YES Medical System	3	12		15
YMS	1	3	1	5
Total	1345	887	2	2234



1.7 Appendix G: LHIN 7 - Toronto Central

Number of HRM and OLIS Users by Vendor

● Number of HRM users ● Number of OLIS users



Number of Physicians Live on Dashboard

111 dashboard users

Sending Facility Status

Site	HRM	eNotifications
Baycrest Hospital (North York)	Yes	No
Casey House Hospice	No	No
Centre For Addiction & Mental Health - College Street Site	Yes	No
Centre For Addiction & Mental Health - Queen Street Site	Yes	No
Holland Bloorview Kids Rehab Hospital	No	No
Hospital for Sick Children (The)	No	No
Providence Healthcare	No	No
Runnymede Healthcare Centre	No	No
Salvation Army Toronto Grace Health Centre	No	No
Sinai Health System - Bridgepoint Site	Yes	No
Sinai Health System - Mount Sinai Site	Yes	Yes
St Michael's Hospital	Yes	Yes
St. Joseph's Health Centre - Toronto	Yes	Yes
Sunnybrook Health Sciences Centre	Yes	No
Sunnybrook Health Sciences Centre – Orthopaedic Surgery	Yes	No
Sunnybrook Health Sciences Centre – St. John's Rehab	No	No
Toronto East Health Network - Michael Garron Hospital	Yes	Yes
University Health Network - Bickle Centre	Yes	No
University Health Network - General Site	Yes	Yes
University Health Network - Hillcrest	Yes	No
University Health Network - Lyndhurst Centre	Yes	No
University Health Network - Princess Margaret Cancer Centre	Yes	Yes
University Health Network – Toronto Western Site	Yes	Yes
West Park Healthcare Centre (York City)	Yes	No
Women's College Hospital	No	No

1.8 Appendix H: LHIN 8 - Central

Vendor	General Practitioner	Specialist	Total
Telus Health Solutions	419	152	571
QHR Technologies Inc.	268	235	503
WELL EMR Group Inc.	115	72	187
Indivica Inc.	150	24	174
ABELMED	37	42	79
P & P Data Systems Inc.	63	11	74
Canada Health Systems Inc.	34	22	56
AwareMD		33	33
YES Medical System	2	11	13
YMS	4	6	10
Alpha Global iT Inc.	5	2	7
Total	1097	610	1707

EMR Penetration

49.0%

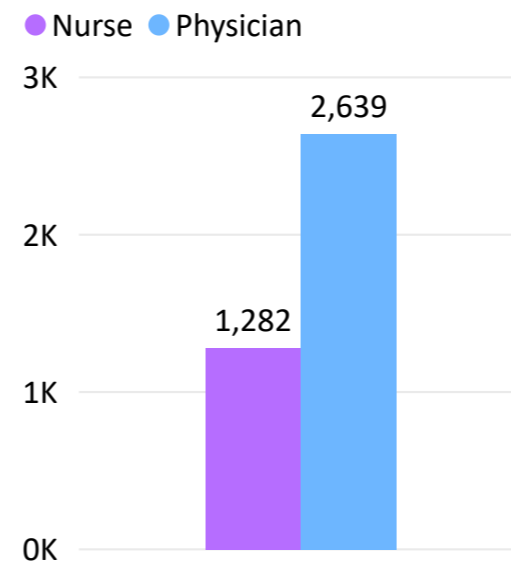
HRM Penetration

41.0%

OLIS Penetration

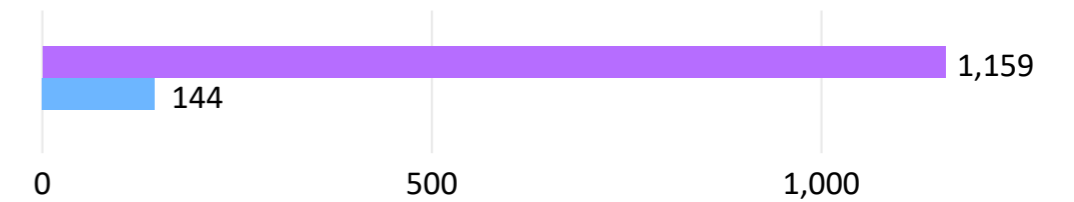
48.5%

ONE ID Users by Clinicians



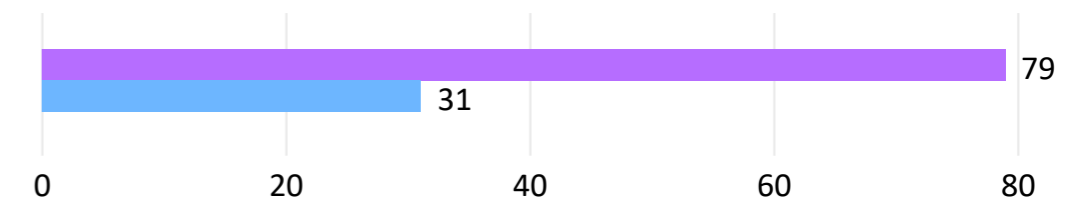
eConsult Penetration

Registered primary care providers Active primary care providers



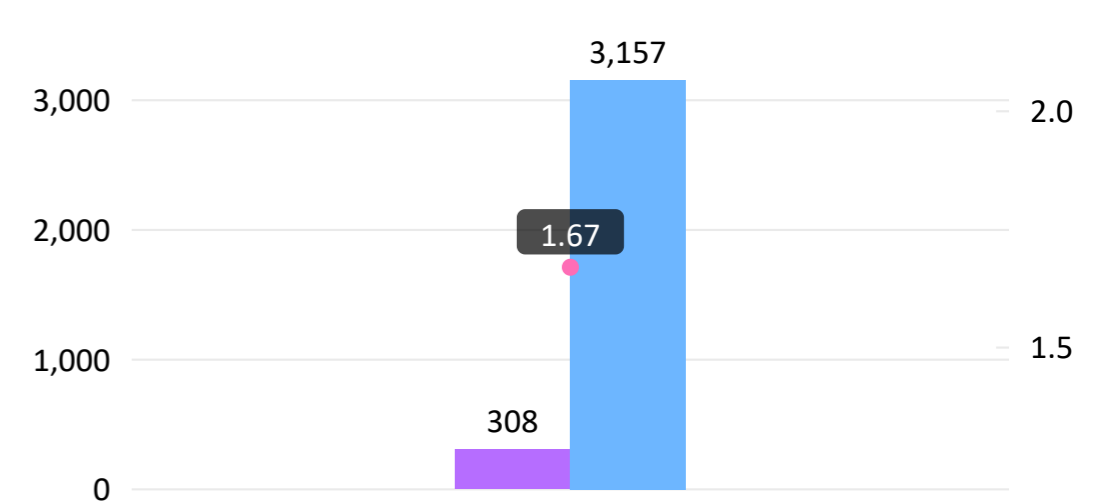
eConsult Penetration

Registered Specialists Active Specialists



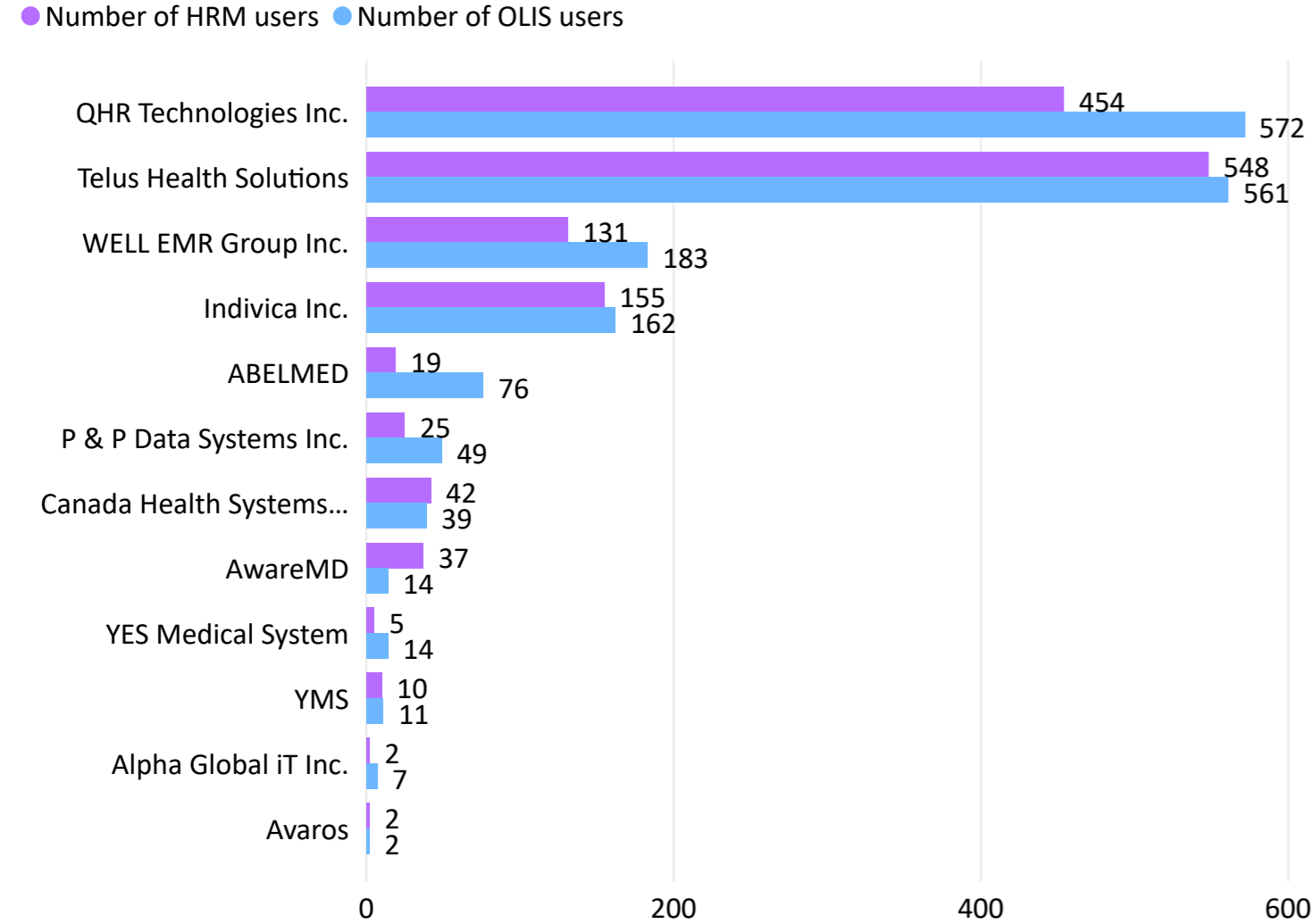
eConsults Sent

October 2020 November 2019 to October 2020 # Sent per 1000



1.8 Appendix H: LHIN 8 - Central

Number of HRM and OLIS Users by Vendor



Sending Facility Status

Site	HRM	eNotifications
Don Mills Surgical Unit	No	No
Humber River Hospital - Wilson Site	Yes	No
Mackenzie Health - Richmond Hill Hospital	No	Yes
Mackenzie Health - Vaughan Hospital	Yes	No
Markham Stouffville Hospital	Yes	Yes
Markham Stouffville Hospital - Uxbridge Site	Yes	Yes
North York General Hospital - Branson Site	Yes	No
North York General Hospital - General Site	Yes	Yes
Shouldice Hospital	No	No
Southlake Regional Health Centre	Yes	Yes
Stevenson Memorial Hospital Alliston	Yes	Yes

Number of Physicians Live on Dashboard

104 dashboard users

1.9 Appendix I: LHIN 9 - Central East

Vendor	General Practitioner	Specialist	Total
Telus Health Solutions	491	140	631
QHR Technologies Inc.	133	160	293
WELL EMR Group Inc.	137	66	203
Indivica Inc.	43	17	60
Canada Health Systems Inc.	46	13	59
P & P Data Systems Inc.	53	5	58
ABELMED	25	26	51
YMS	5	8	13
Alpha Global iT Inc.	7	2	9
YES Medical System	2	7	9
Total	942	444	1386

EMR Penetration

55.2%

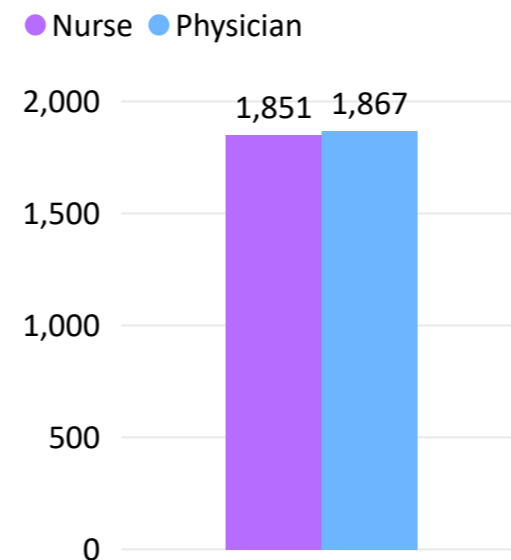
HRM Penetration

48.1%

OLIS Penetration

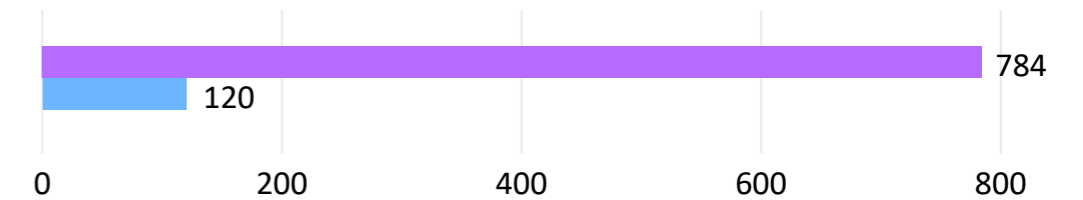
55.1%

ONE ID Users by Clinicians



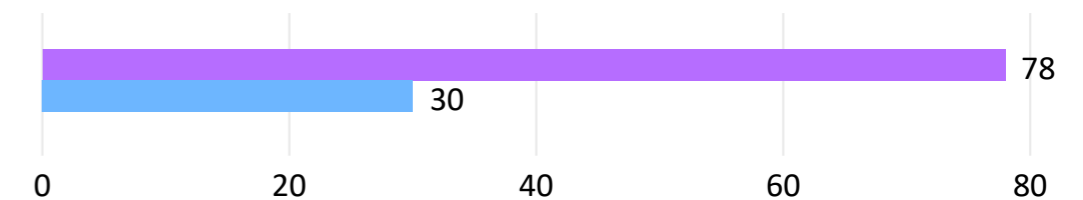
eConsult Penetration

Registered primary care providers Active primary care providers



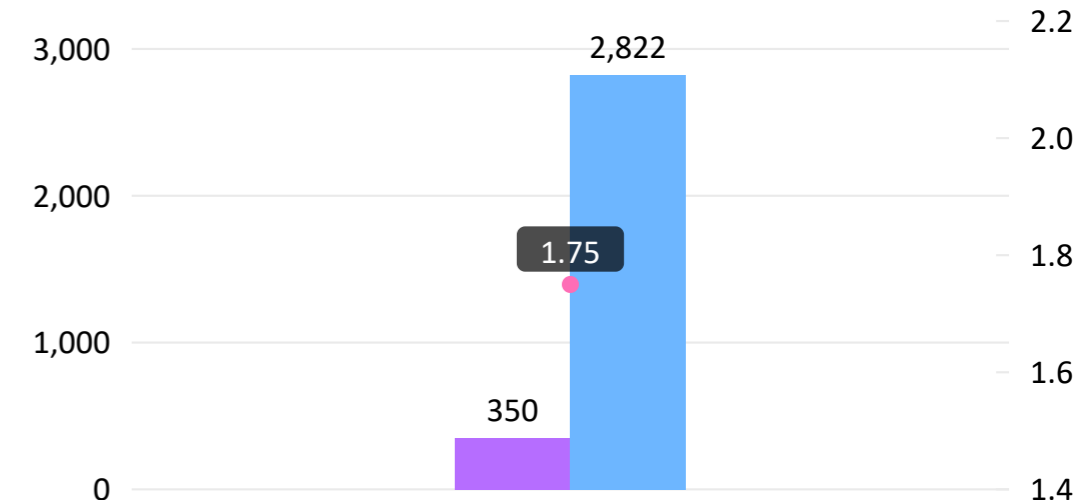
eConsult Penetration

Registered Specialists Active Specialists



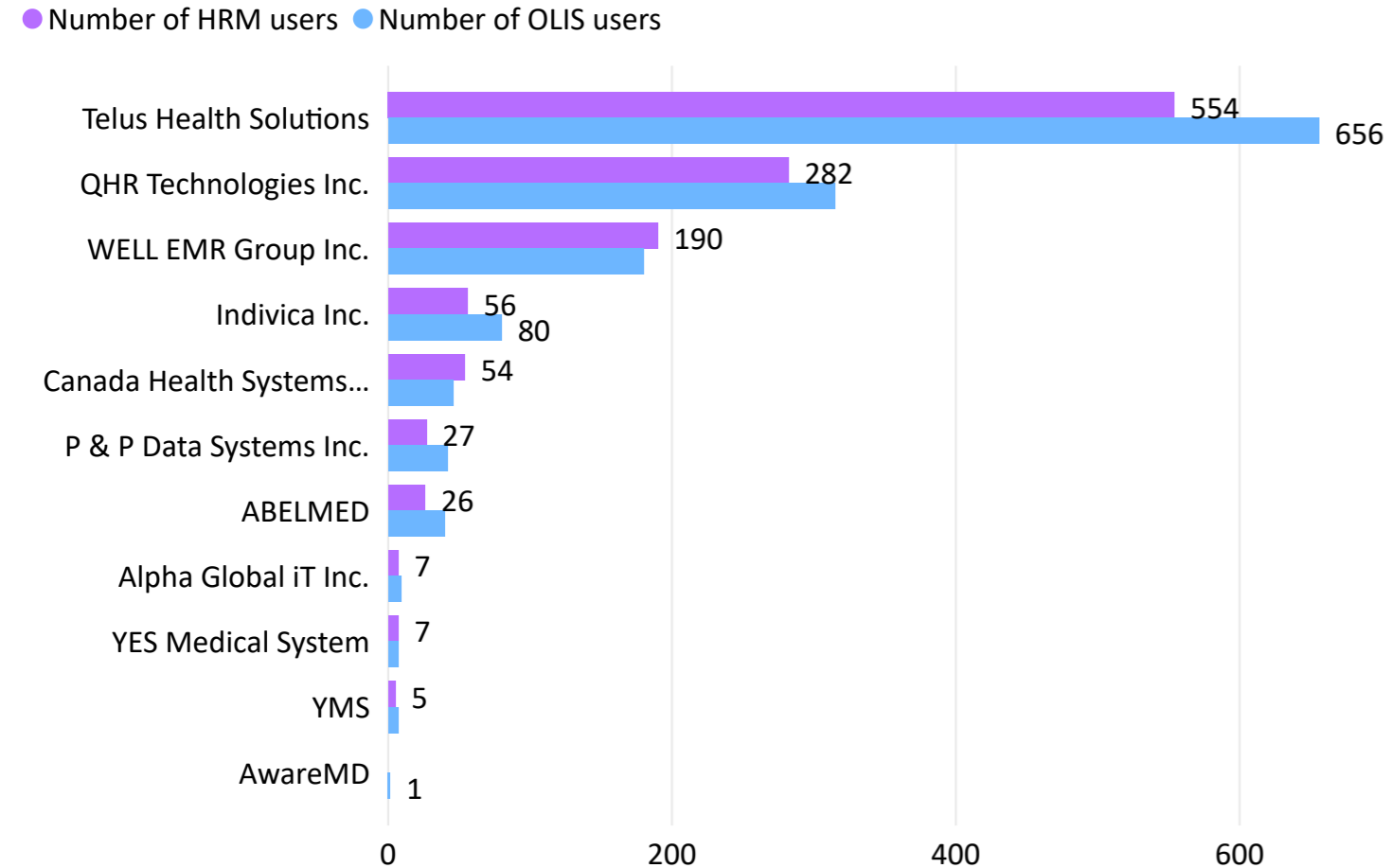
eConsults Sent

October 2020 November 2019 to October 2020 # Sent per 1000



1.9 Appendix I: LHIN 9 - Central East

Number of HRM and OLIS Users by Vendor



Sending Facility Status

Site	HRM	eNotifications
Campbellford Memorial Hospital	Yes	Yes
Haliburton Highlands Health Service Corp. - Haliburton	Yes	Yes
Haliburton Highlands Health Service Corp. - Minden	Yes	Yes
Lakeridge Health - Ajax Pickering Hospital	Yes	Yes
Lakeridge Health – Bowmanville Hospital	Yes	Yes
Lakeridge Health - Oshawa Hospital	Yes	Yes
Lakeridge Health - Port Perry Hospital	Yes	Yes
Lakeridge Health - Whitby Hospital	Yes	No
Northumberland Hills Hospital	Yes	Yes
Ontario Shores Centre for Mental Health Sciences	Yes	No
Peterborough Regional Health Centre	Yes	Yes
Ross Memorial Hospital	Yes	Yes
Scarborough Health Network - Birchmount	Yes	Yes
Scarborough Health Network - Centenary	Yes	Yes
Scarborough Health Network - General	Yes	Yes

Number of Physicians Live on Dashboard

111 dashboard users

1.10 Appendix J: LHIN 10 - South East

Vendor	General Practitioner	Specialist	Total
Telus Health Solutions	319	33	352
QHR Technologies Inc.	50	54	104
WELL EMR Group Inc.	45	11	56
Indivica Inc.	18	3	21
ABELMED		9	9
AwareMD		5	5
P & P Data Systems Inc.	4	1	5
Canada Health Systems Inc.	3		3
YES Medical System		1	1
YMS		1	1
Total	439	118	557

EMR Penetration

43.8%

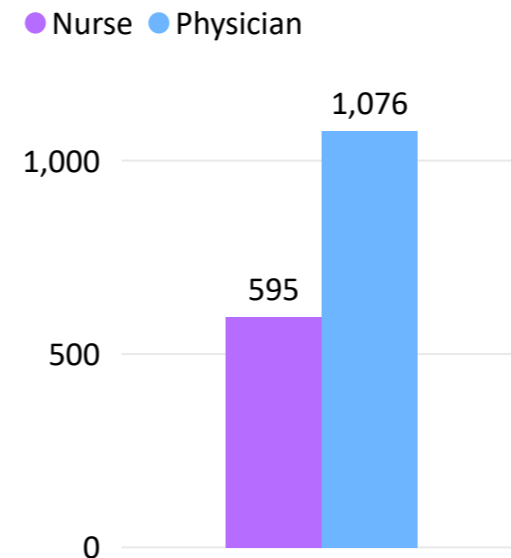
HRM Penetration

31.7%

OLIS Penetration

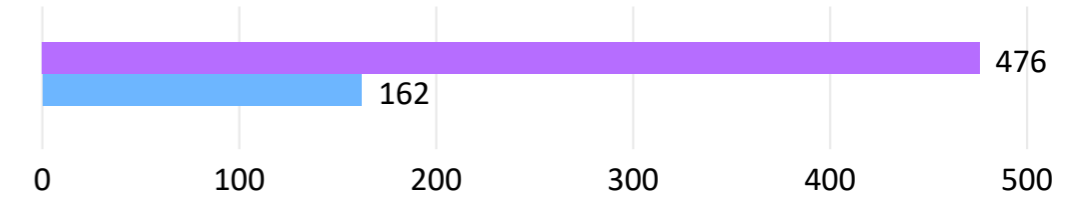
50.5%

ONE ID Users by Clinicians



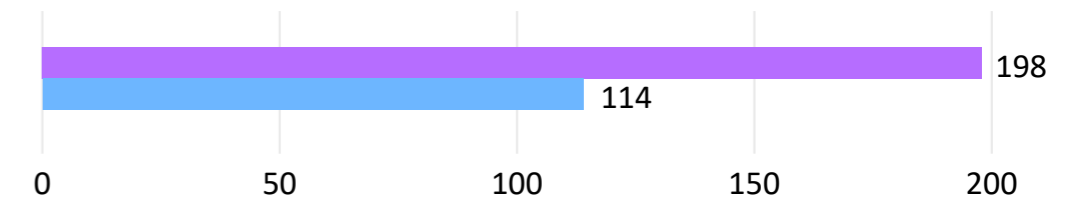
eConsult Penetration

Registered primary care providers Active primary care providers



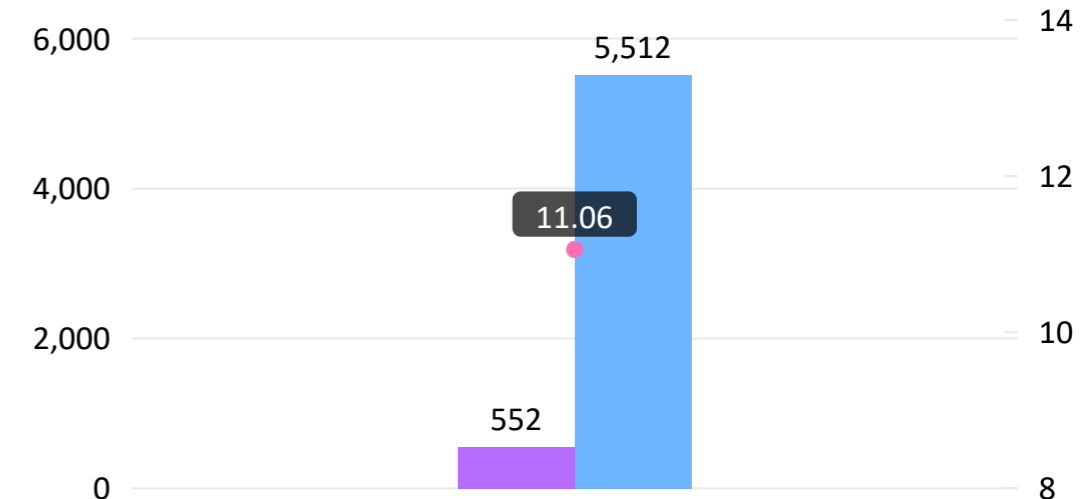
eConsult Penetration

Registered Specialists Active Specialists



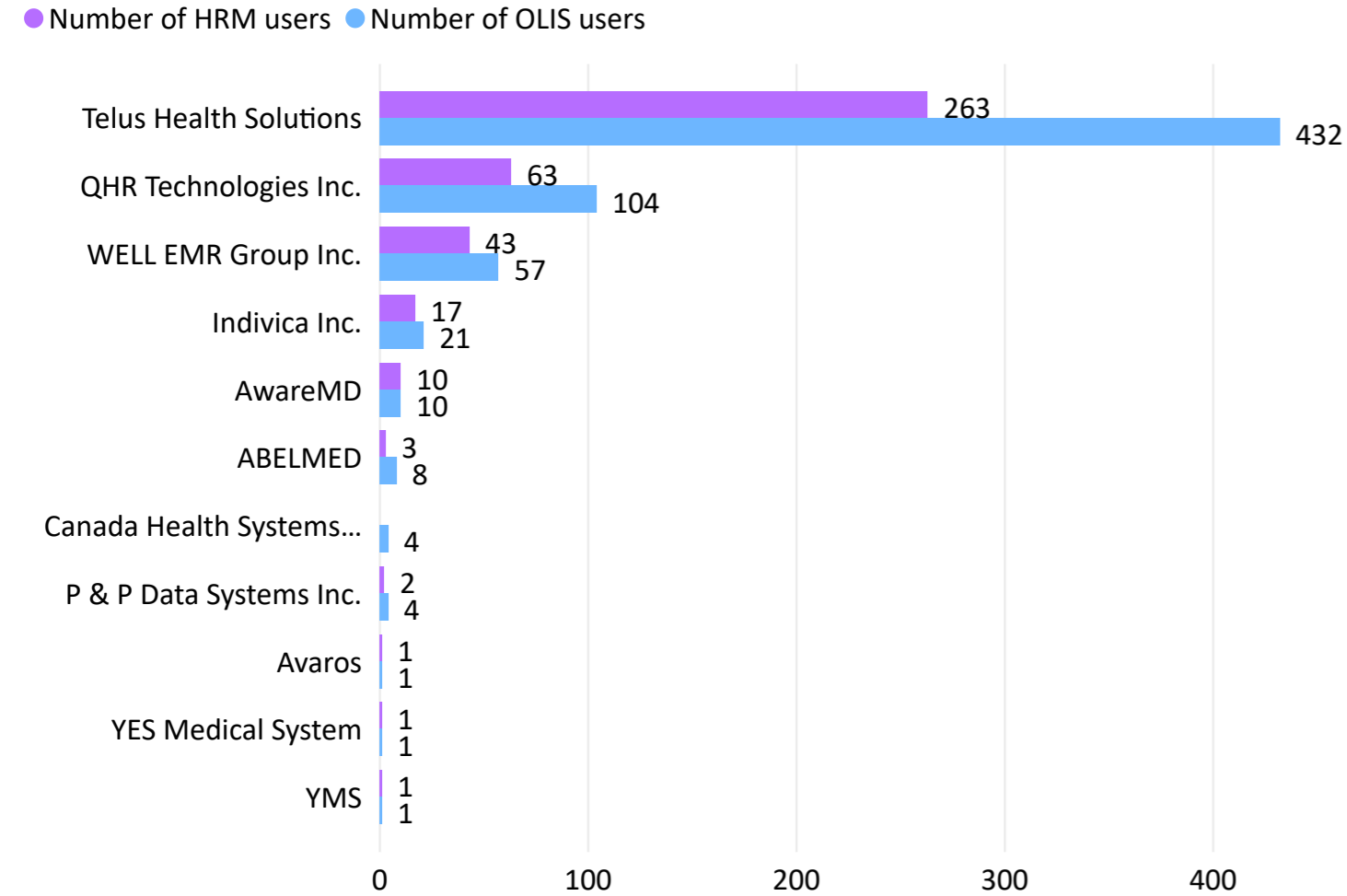
eConsults Sent

October 2020 November 2019 to October 2020 # Sent per 1000



1.10 Appendix J: LHIN 10 - South East

Number of HRM and OLIS Users by Vendor



Number of Physicians Live on Dashboard

55 dashboard users

Sending Facility Status

Site	HRM	eNotifications
Brockville General Hospital	Yes	No
Brockville General Hospital – St. Vincent De Paul	Yes	No
Brockville General Hospital – St. Vincent De Paul (Garden St. Site)	Yes	No
Hotel Dieu Hospital - Kingston	Yes	Yes
Kingston General Hospital	Yes	Yes
Lennox and Addington County General Hospital	Yes	No
Perth & Smith Falls District Hospital - Perth Site	Yes	No
Perth & Smith Falls District Hospital - Smiths Falls	Yes	No
Providence Care Hospital	Yes	No
Quinte Healthcare Corp. - Belleville General Hospital	Yes	No
Quinte Healthcare Corp. - North Hastings Hospital (Bancroft)	Yes	No
Quinte Healthcare Corp. - Prince Edward County Memorial Hospital (Picton)	Yes	No
Quinte Healthcare Corp. – Trenton Memorial Hospital	Yes	No
Royal Ottawa Health Care Group - Brockville Mental Health Centre	Yes	No

1.11 Appendix K: LHIN 11 - Champlain

Vendor	General Practitioner	Specialist	Total
Telus Health Solutions	905	209	1114
QHR Technologies Inc.	160	180	340
WELL EMR Group Inc.	144	53	197
Canada Health Systems Inc.	57	46	103
Indivica Inc.	52	9	61
P & P Data Systems Inc.	49	2	51
ABELMED	3	6	9
InputHealth Systems Inc	5		5
Avaros		1	1
Total	1375	506	1881

EMR Penetration

50.7%

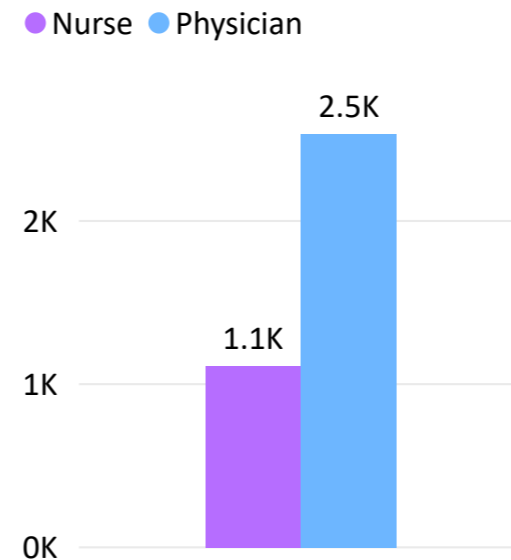
HRM Penetration

26.8%

OLIS Penetration

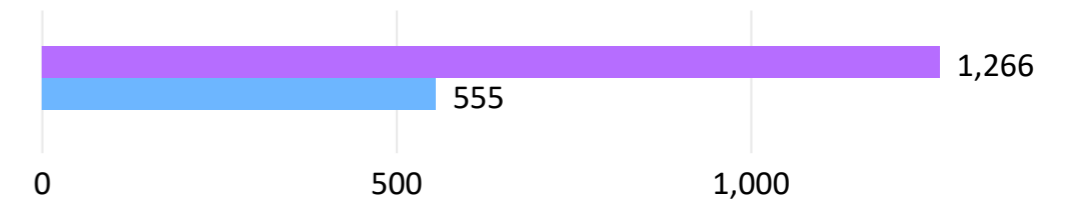
48.9%

ONE ID Users by Clinicians



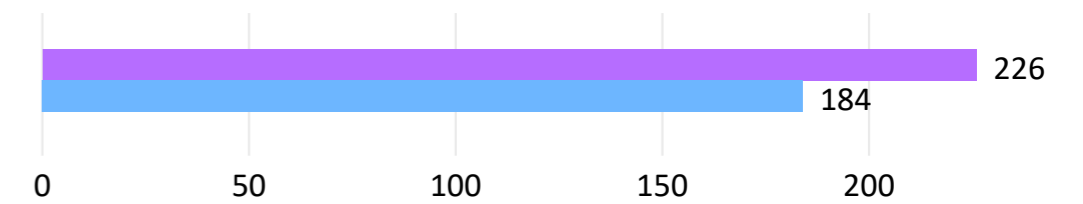
eConsult Penetration

Registered primary care providers Active primary care providers



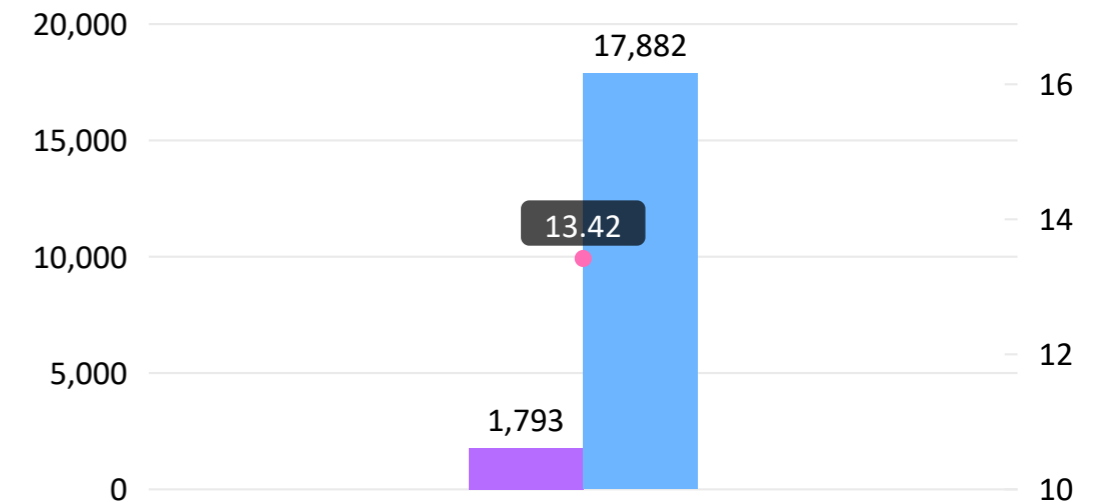
eConsult Penetration

Registered Specialists Active Specialists



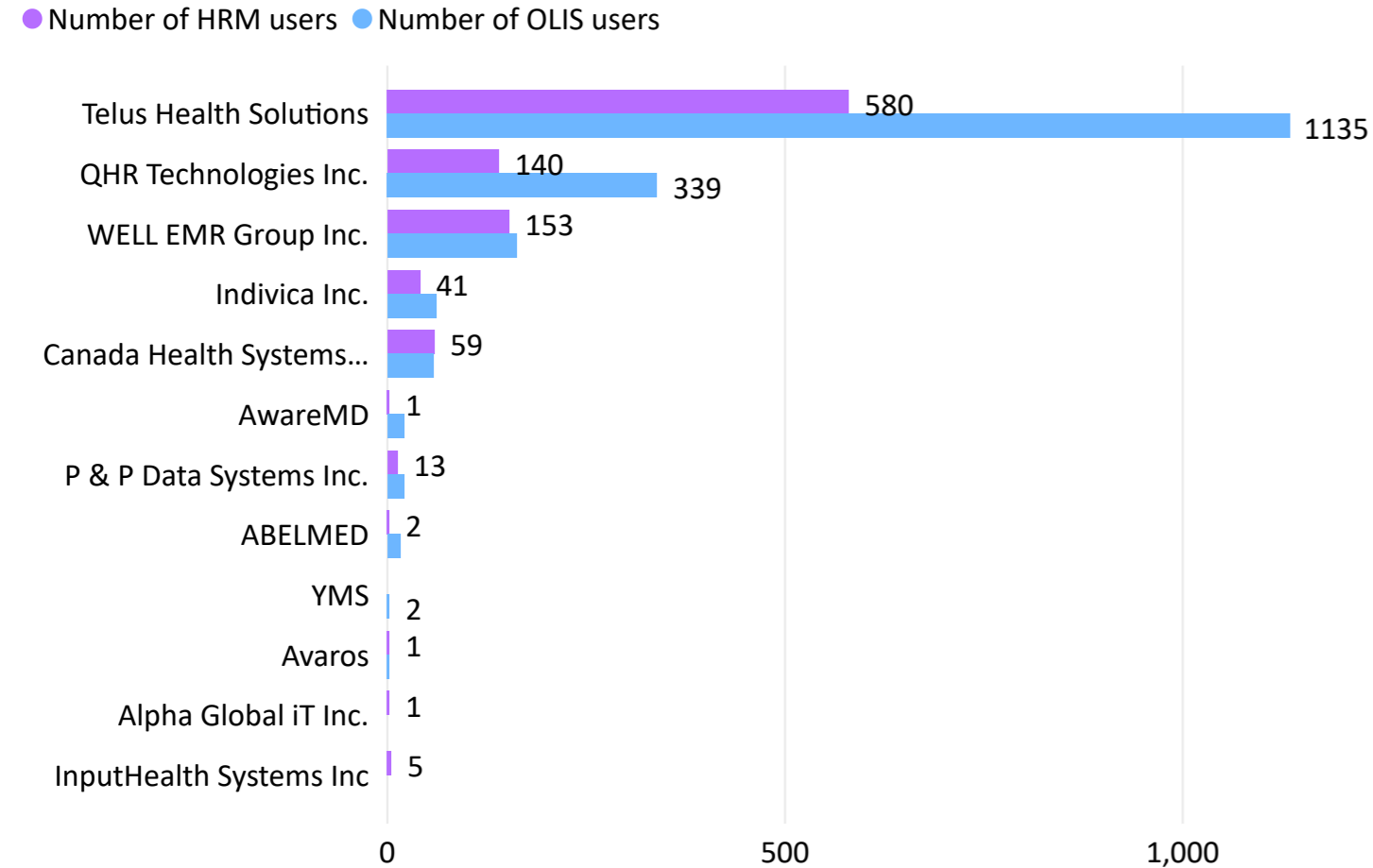
eConsults Sent

October 2020 November 2019 to October 2020 # Sent per 1000



1.11 Appendix K: LHIN 11 - Champlain

Number of HRM and OLIS Users by Vendor



Number of Physicians Live on Dashboard

122 dashboard users

Sending Facility Status

Site	HRM	eNotifications
Almonte General Hospital	Yes	No
Arnprior Regional Health	Yes	Yes
Bruyère Continuing Care Inc. - Élisabeth Bruyère Hospital	No	No
Bruyère Continuing Care Inc. - Saint Vincent Hospital	No	No
Carleton Place and District Memorial Hospital	Yes	Yes
Children's Hospital of Eastern Ontario	Yes	Yes
Cornwall Community Hospital	Yes	Yes
Deep River and District Hospital	Yes	No
Glengarry Memorial Hospital	Yes	Yes
Hawkesbury and District General Hospital	Yes	Yes
Hôpital Montfort	No	Yes
Hotel Dieu Hospital of Cornwall	Yes	No
Kemptville District Hospital	Yes	Yes
Ottawa Hospital (The) - Civic Site	Yes	Yes
Ottawa Hospital (The) - General Site	Yes	Yes
Ottawa Hospital (The) - Riverside Site	Yes	No
Ottawa Hospital (The) -The Rehab Centre	Yes	Yes
Pembroke Regional Hospital Inc.	Yes	Yes
Queensway-Carleton Hospital	Yes	Yes
Renfrew Victoria Hospital	Yes	Yes
Royal Ottawa Health Care Group - Mental Health	No	No
St. Francis Memorial Hospital	Yes	Yes
University of Ottawa Heart Institute	Yes	Yes
Winchester District Memorial Hospital	Yes	Yes

1.12 Appendix L: LHIN 12 - North Simcoe Muskoka

Vendor	General Practitioner	Specialist	Total
QHR Technologies Inc.	194	99	293
Telus Health Solutions	187	49	236
WELL EMR Group Inc.	6	8	14
Alpha Global iT Inc.	6		6
Indivica Inc.	2	2	4
ABELMED		2	2
AwareMD		2	2
YMS		2	2
Canada Health Systems Inc.	1		1
P & P Data Systems Inc.		1	1
Total	396	165	561

EMR Penetration

66.5%

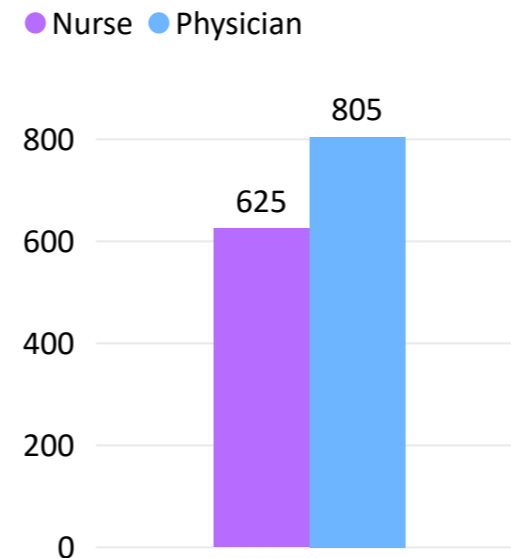
HRM Penetration

54.7%

OLIS Penetration

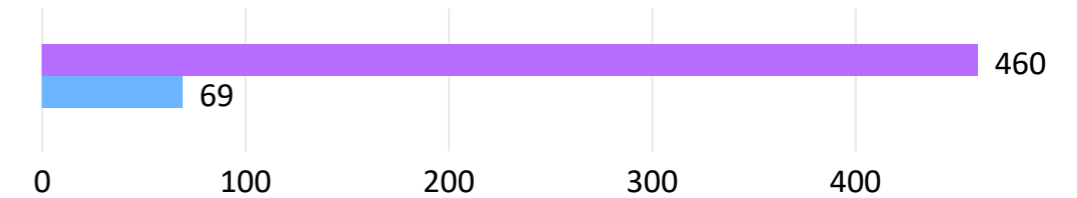
56.9%

ONE ID Users by Clinicians



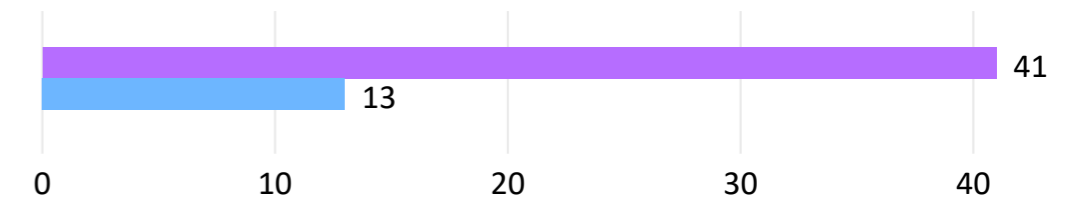
eConsult Penetration

Registered primary care providers Active primary care providers



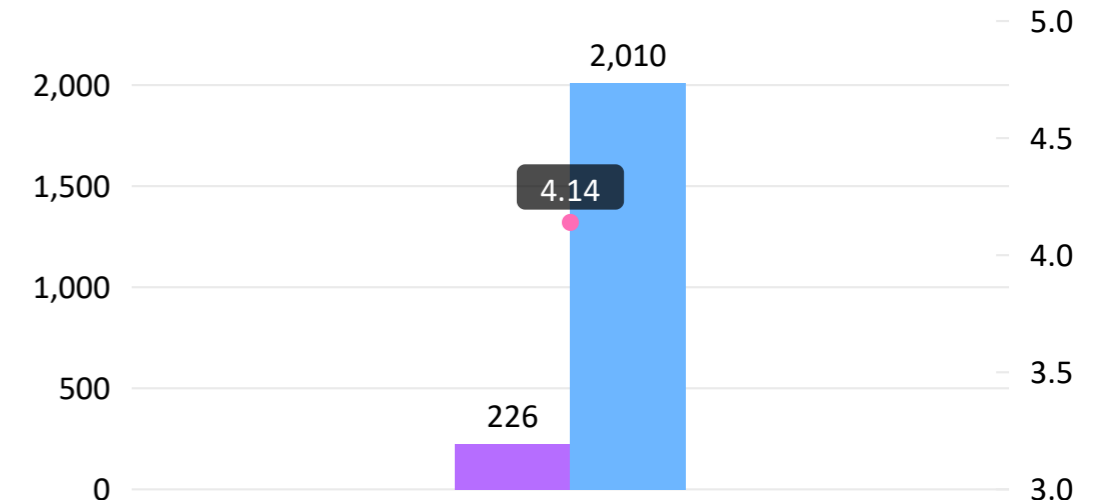
eConsult Penetration

Registered Specialists Active Specialists



eConsults Sent

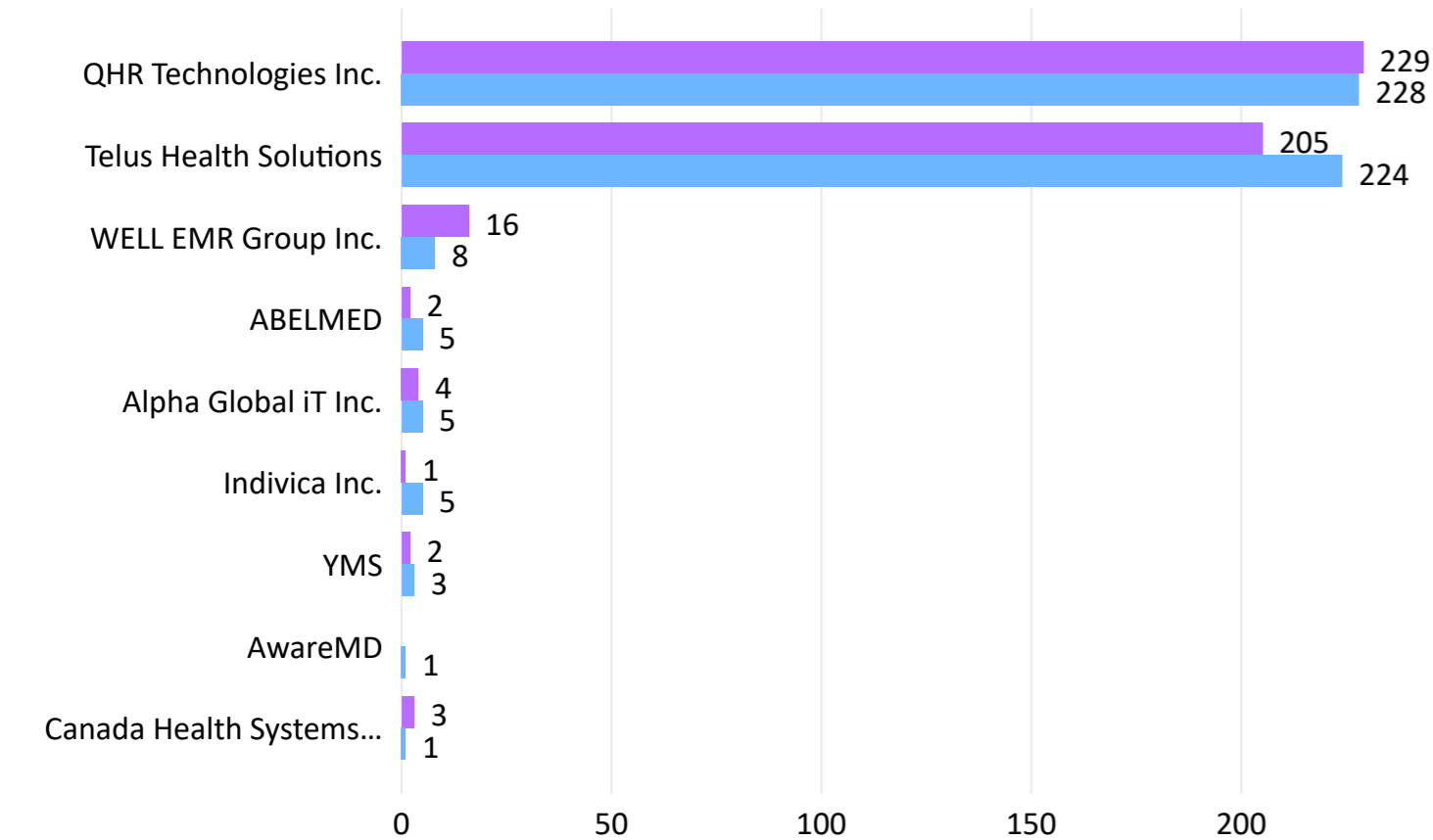
October 2020 November 2019 to October 2020 # Sent per 1000



1.12 Appendix L: LHIN 12 - North Simcoe Muskoka

Number of HRM and OLIS Users by Vendor

● Number of HRM users ● Number of OLIS users



Sending Facility Status

Site	HRM	eNotifications
Collingwood General and Marine Hospital	Yes	No
Georgian Bay General Hospital - Midland Site	Yes	No
Georgian Bay General Hospital - Penetanguishene Site	Yes	No
Muskoka Algonquin Healthcare - Huntsville District Memorial Hospital	Yes	Yes
Muskoka Algonquin Healthcare - South Muskoka Memorial Hospital (Bracebridge)	Yes	Yes
Orillia Soldiers' Memorial Hospital	Yes	Yes
Royal Victoria Regional Health Centre	Yes	Yes
Waypoint Centre for Mental Health Care	Yes	No

Number of Physicians Live on Dashboard

14 dashboard users

1.13 Appendix M: LHIN 13 - North East

Vendor	General Practitioner	Specialist	Total
Telus Health Solutions	300	44	344
QHR Technologies Inc.	60	28	88
P & P Data Systems Inc.	23	3	26
WELL EMR Group Inc.	20	2	22
ABELMED	1	7	8
YMS	6	1	7
Canada Health Systems Inc.	3	1	4
Indivica Inc.	2		2
Alpha Global iT Inc.		1	1
Total	415	87	502

EMR Penetration

46.5%

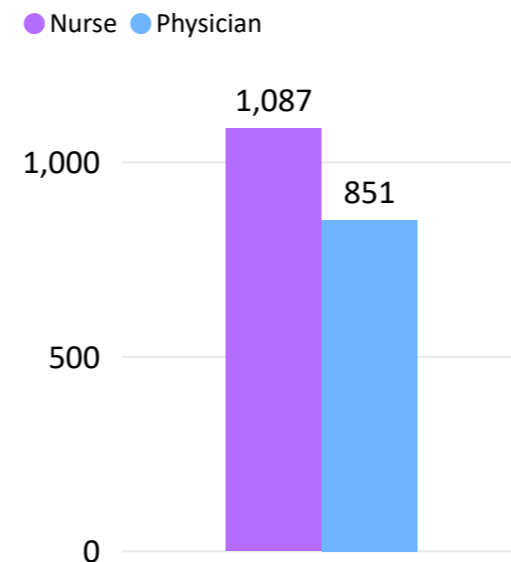
HRM Penetration

28.2%

OLIS Penetration

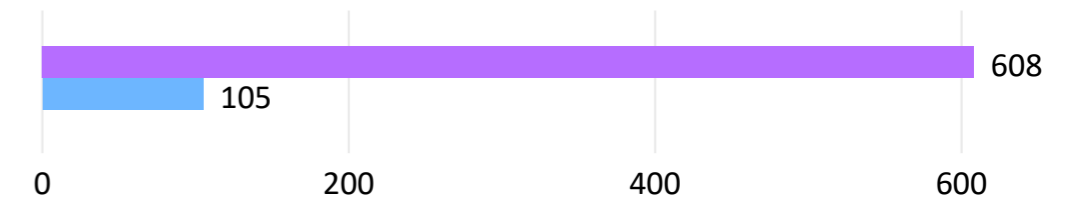
54.3%

ONE ID Users by Clinicians



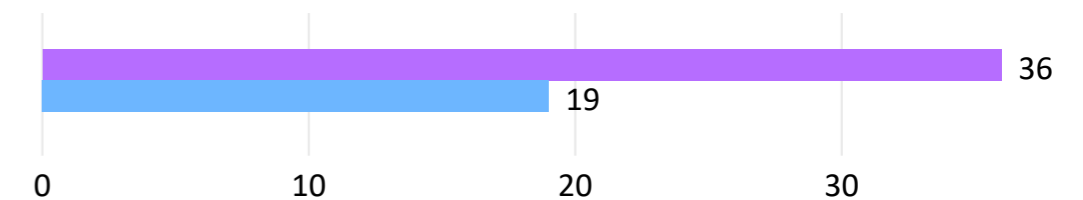
eConsult Penetration

Registered primary care providers Active primary care providers



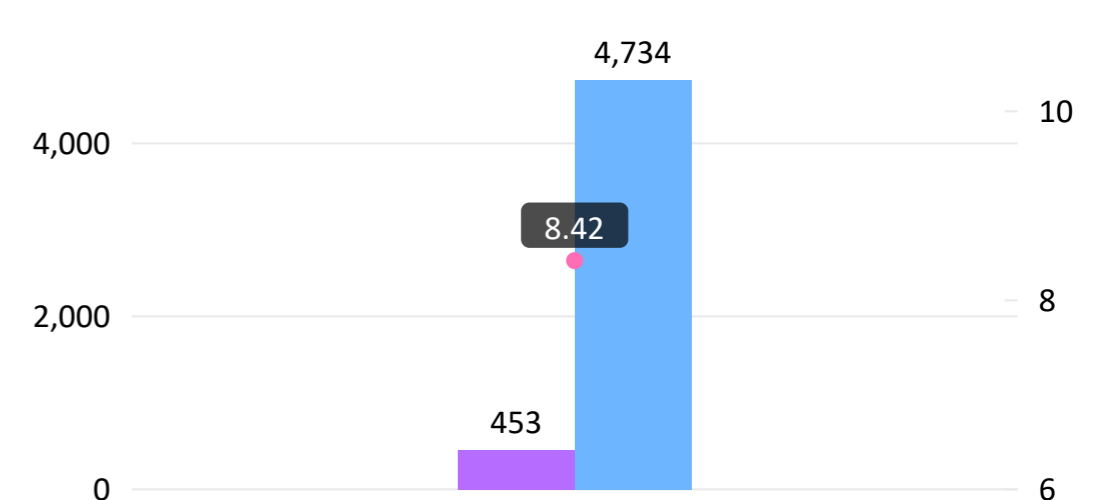
eConsult Penetration

Registered specialists Active specialists



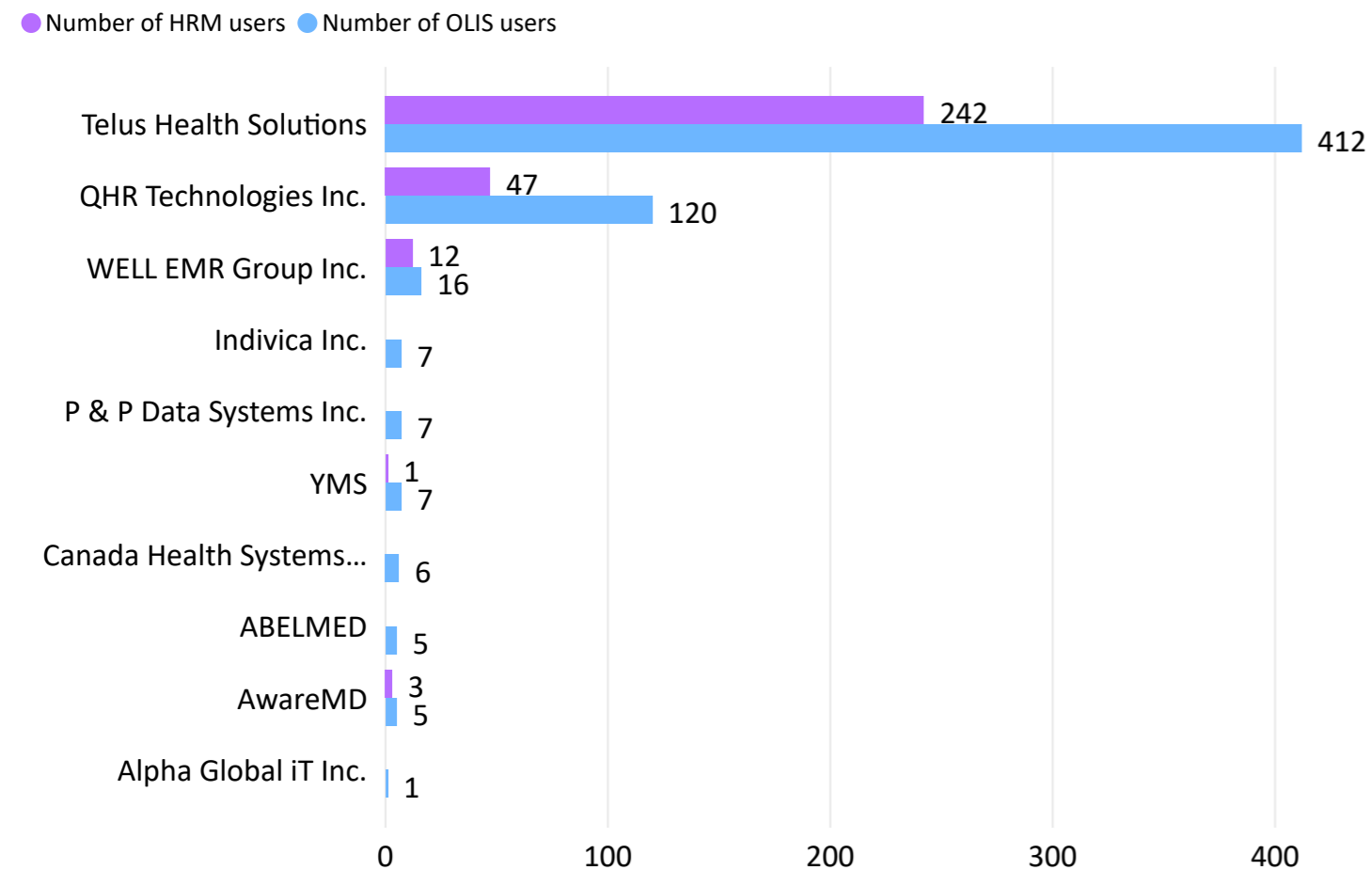
eConsults Sent

October 2020 November 2019 to October 2020 # Sent per 1000



1.13 Appendix M: LHIN 13 - North East

Number of HRM and OLIS Users by Vendor



Number of Physicians Live on Dashboard

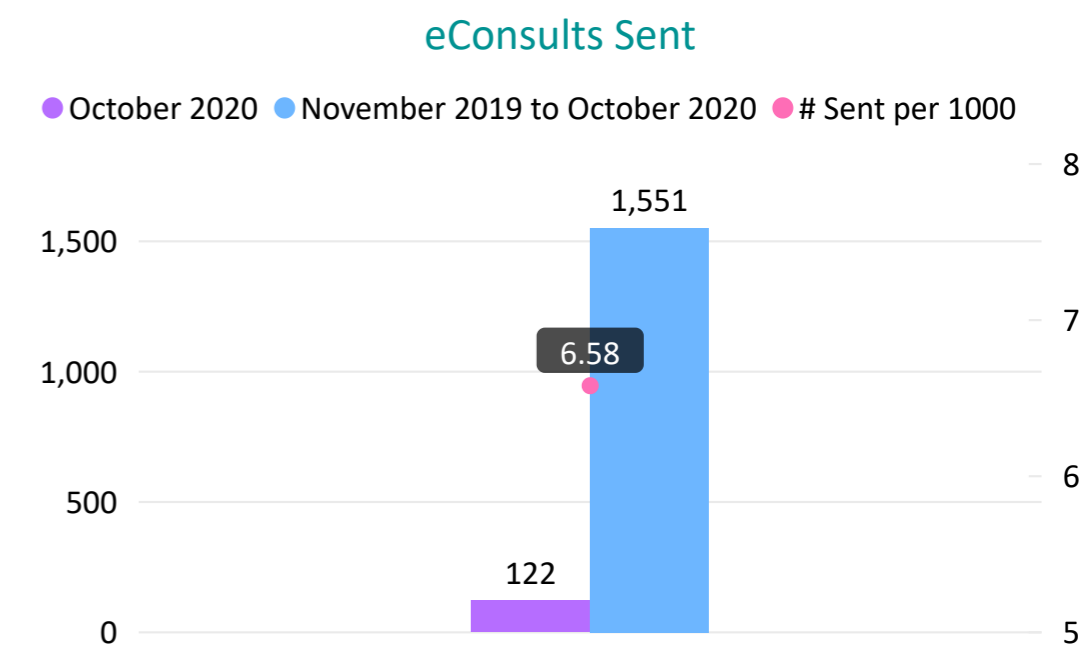
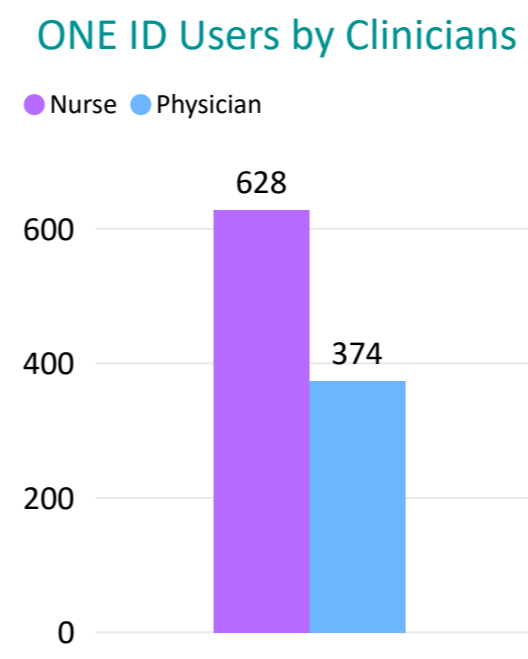
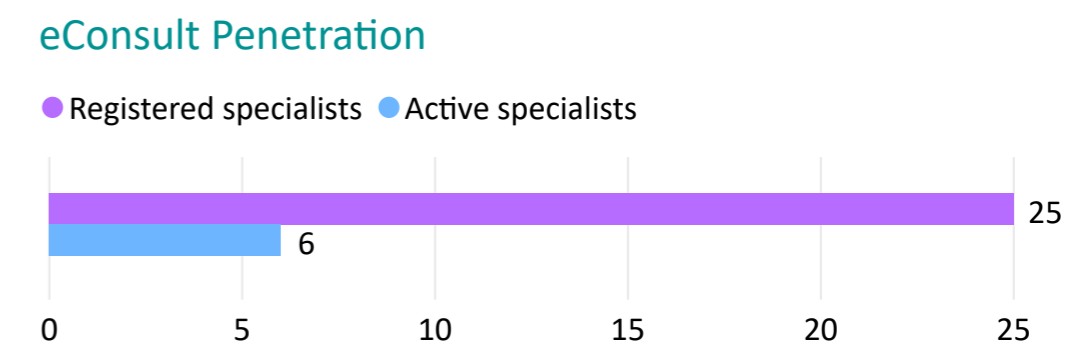
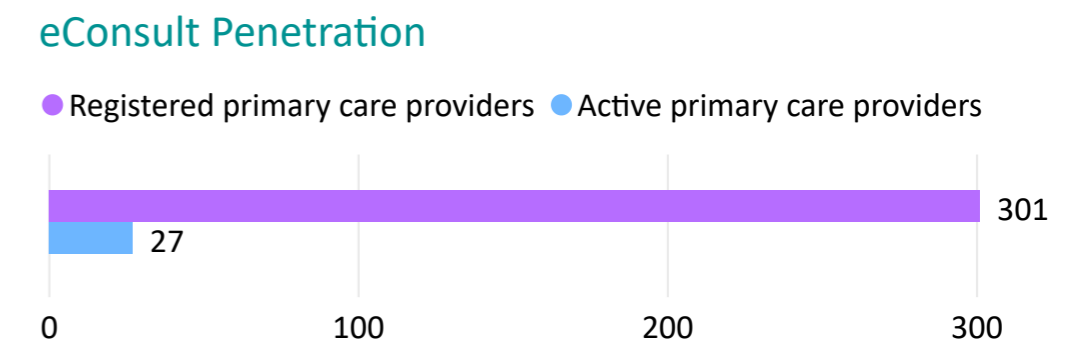
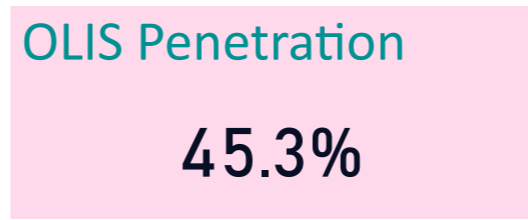
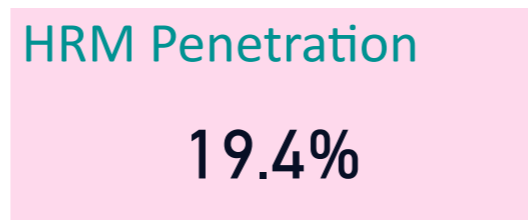
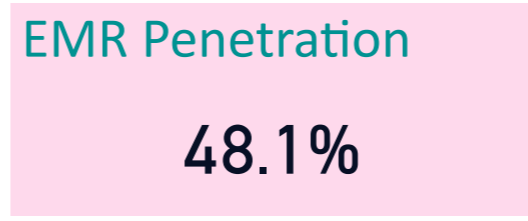
72 dashboard users

Sending Facility Status

Site	HRM	eNotifications
Anson General Hospital	Yes	No
Bingham Memorial Hospital	Yes	No
Englehart and District Hospital	Yes	Yes
Espanola General Hospital	Yes	Yes
Health Sciences North - Ramsey Lake Health Centre	Yes	Yes
Health Sciences North - Sudbury Mental Health & Addictions Centre	Yes	No
Health Sciences North - Sudbury Outpatient Centre	Yes	No
Hôpital Notre Dame Hospital (Hearst)	Yes	No
Hornepayne Community Hospital	Yes	No
Kirkland and District Hospital	Yes	Yes
Lady Dunn Health Centre	Yes	No
Lady Minto Hospital (The)	Yes	No
Manitoulin Health Centre - Little Current	Yes	Yes
Manitoulin Health Centre - Mindemoya Unit	Yes	Yes
Mattawa General Hospital	Yes	No
North Bay Regional Health Centre	No	No
North Bay Regional Health Centre - Kirkwood Place	No	No
North Shore Health Network - Blind River Site	Yes	Yes
North Shore Health Network - Richards Landing Site	Yes	No
North Shore Health Network - Thessalon Site	Yes	No
Sault Area Hospital - Sault Ste Marie	Yes	No
Sensenbrenner Hospital (The)	Yes	No
Services de Sante de Chapleau Health Services	Yes	Yes
Smooth Rock Falls Hospital	Yes	No
St. Joseph's Continuing Care Centre of Sudbury	No	No
St. Joseph's General Hospital - Elliot Lake	Yes	Yes
Temiskaming Hospital	Yes	Yes
Timmins & District General Hospital	Yes	Yes
Weeneebayko Area Health Authority – Attawapiskat Hospital	Yes	Yes
Weeneebayko Area Health Authority - Fort Albany Hospital	Yes	Yes
Weeneebayko Area Health Authority – Moosonee Health Centre	Yes	Yes
Weeneebayko Area Health Authority – Weeneebayko General Hospital (Moose Factory)	Yes	Yes
West Nipissing General Hospital	Yes	No
West Parry Sound Health Centre	No	No

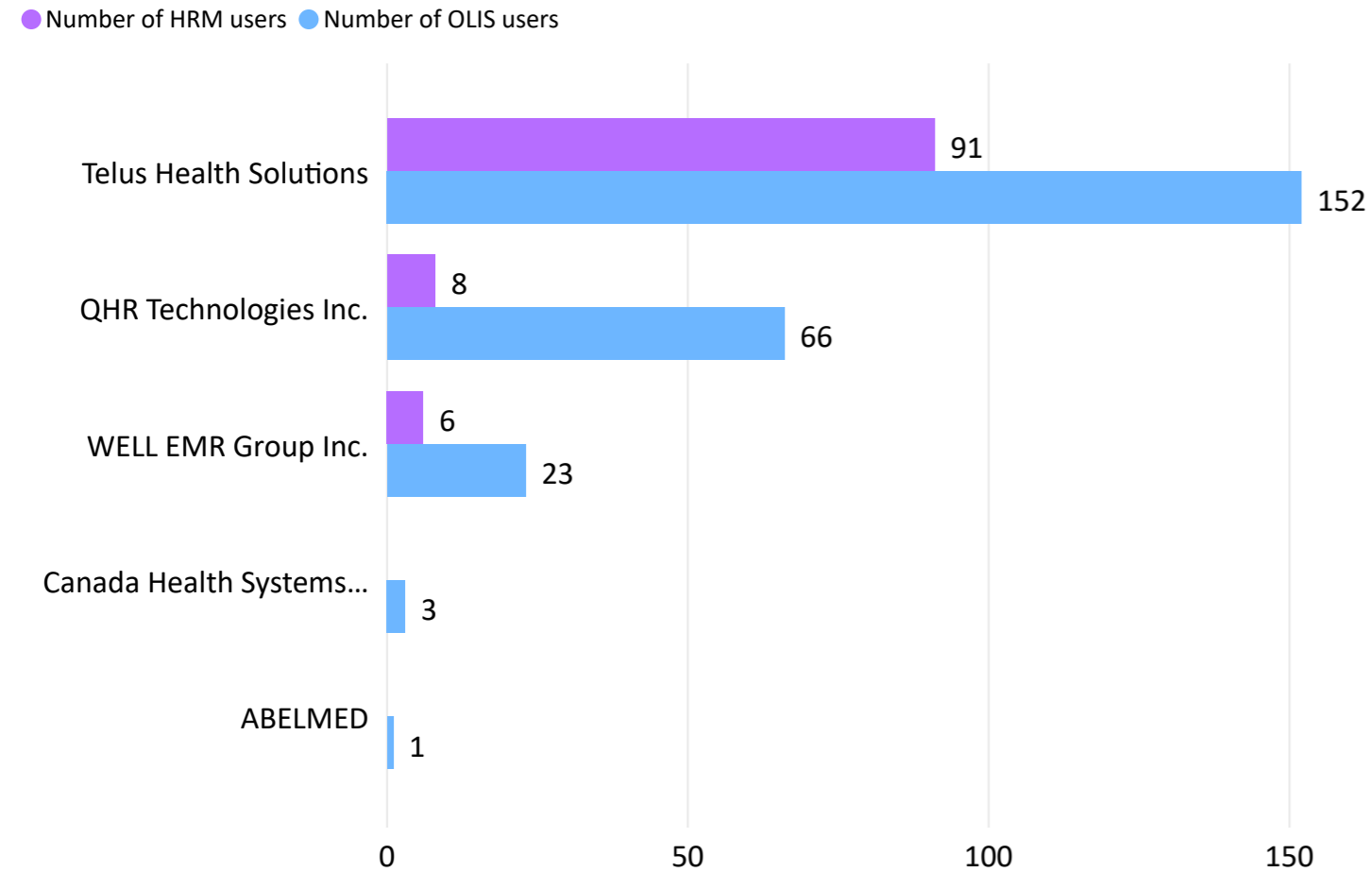
1.14 Appendix N: LHIN 14 - North West

Vendor	General Practitioner	Specialist	Total
Telus Health Solutions	79	46	125
QHR Technologies Inc.	34	24	58
WELL EMR Group Inc.	32	2	34
Canada Health Systems Inc.	3	3	6
P & P Data Systems Inc.	1	5	6
ABELMED	1	2	3
Total	150	82	232



1.14 Appendix N: LHIN 14 - North West

Number of HRM and OLIS Users by Vendor



Sending Facility Status

Site	HRM	eNotifications
Atikokan General Hospital	Yes	Yes
Dryden Regional Health Centre	Yes	Yes
Geraldton District Hospital	Yes	Yes
Lake-of-the-Woods District Hospital	Yes	Yes
Manitouwadge General Hospital	Yes	Yes
Nipigon District Memorial Hospital	Yes	Yes
North of Superior Healthcare Group - McCausland Hospital (The)	Yes	Yes
North of Superior Healthcare Group - Wilson Memorial General Hospital	Yes	Yes
Red Lake Margaret Cochenour Memorial Hospital (The)	Yes	Yes
Riverside Health Care - Emo Health Centre	Yes	Yes
Riverside Health Care - La Verendrye Hospital	Yes	Yes
Riverside Health Care - Rainy River Health Centre	Yes	Yes
Sioux Lookout Meno Ya Win Health Centre	Yes	Yes
St. Joseph's Care Group - Lakehead Psychiatric Hospital	Yes	Yes
St. Joseph's Care Group - St Joseph's Hospital	Yes	Yes
Thunder Bay Regional Health Sciences Centre	Yes	Yes

Number of Physicians Live on Dashboard

28 dashboard users