

## 7. Appendices

### 1.1 Appendix A: LHIN 1 - Erie St Clair

Number of Physicians by Vendor

Vendor	General Practitioner	Specialist	Total
QHR Technologies Inc.	110	115	225
Telus Health Solutions	138	28	166
WELL EMR Group Inc.	14	10	24
ABELMED	8	6	14
Canada Health Systems Inc.	6	2	8
YES Medical System	1	7	8
Alpha Global iT Inc.	3	1	4
YMS		4	4
Indivica Inc.	1	1	2
P & P Data Systems Inc.		1	1
<b>Total</b>	<b>281</b>	<b>175</b>	<b>456</b>

#### EMR Penetration

45.4%

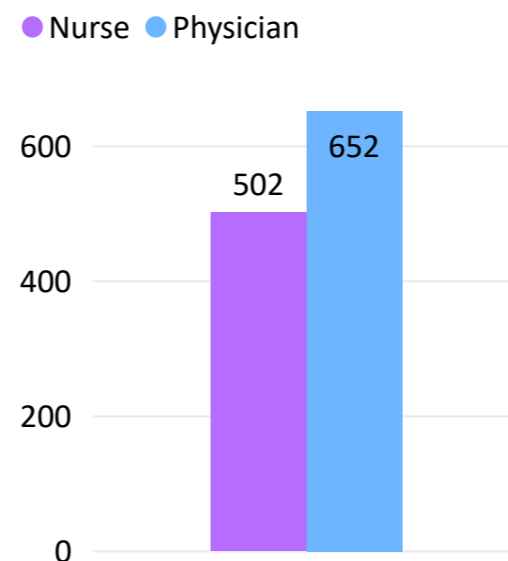
#### HRM Penetration

45.2%

#### OLIS Penetration

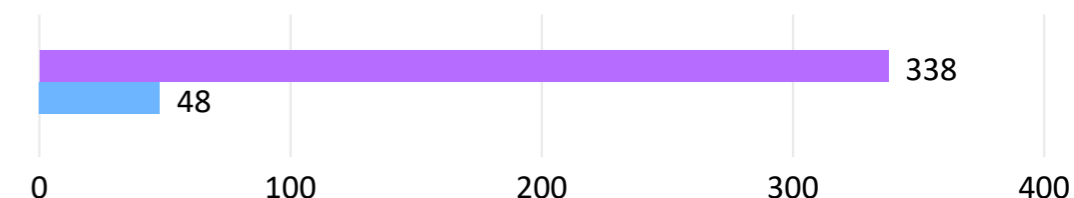
52.8%

#### ONE ID Users by Clinicians



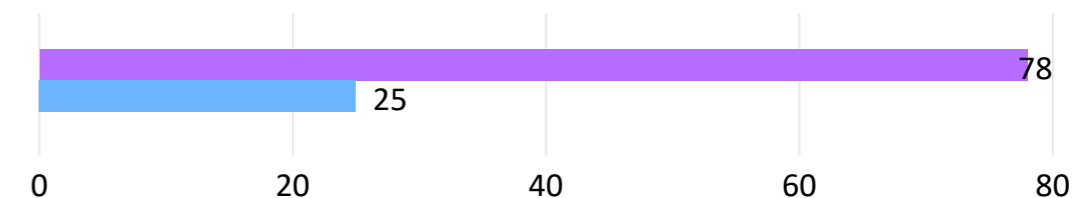
#### eConsult Penetration

Registered primary care providers Active primary care providers



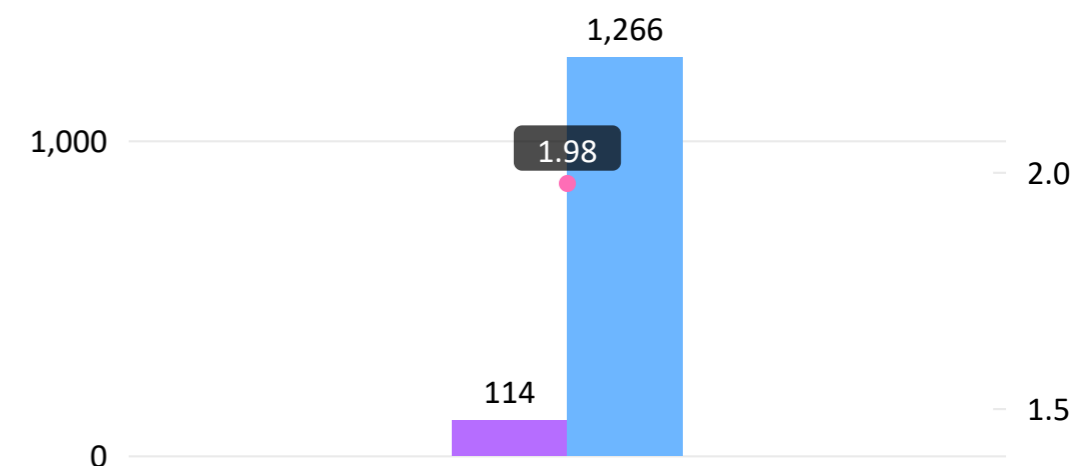
#### eConsult Penetration

Registered Specialists Active Specialists



#### eConsults Sent

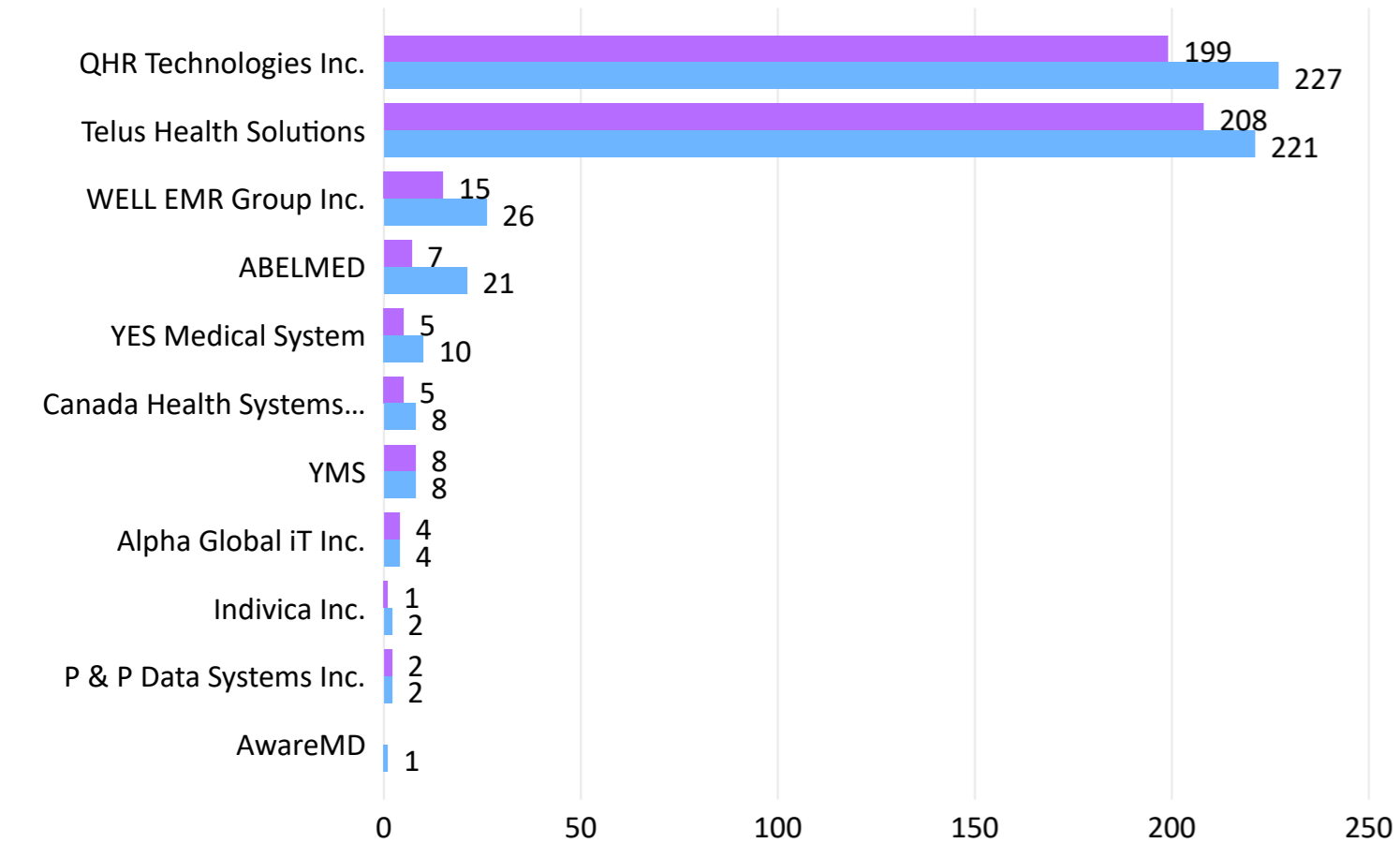
July 2020 August 2019 to July 2020 # Sent per 1000



## 1.1 Appendix A: LHIN 1 - Erie St Clair

### Number of HRM and OLIS Users by Vendor

● Number of HRM users ● Number of OLIS users



### Sending Facility Status

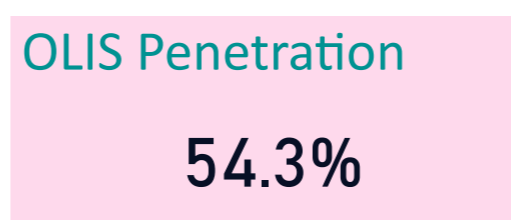
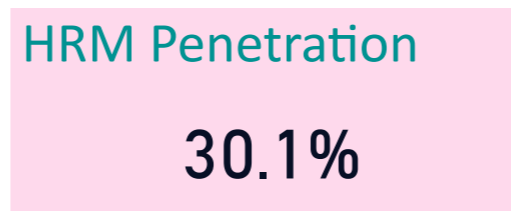
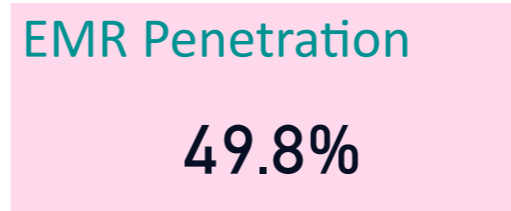
Site	HRM	eNotifications
Bluewater Health - Petrolia Site	Yes	Yes
Bluewater Health - Sarnia General Site	Yes	Yes
Erie Shores Healthcare	Yes	Yes
Hotel-Dieu Grace Healthcare	Yes	No
Maryvale	No	No
Public General Hospital Society of Chatham	Yes	Yes
Sydenham District Hospital	Yes	Yes
Windsor Regional Hospital - Metropolitan	Yes	Yes
Windsor Regional Hospital - Ouellette Campus	Yes	Yes

### Number of Physicians Live on Dashboard

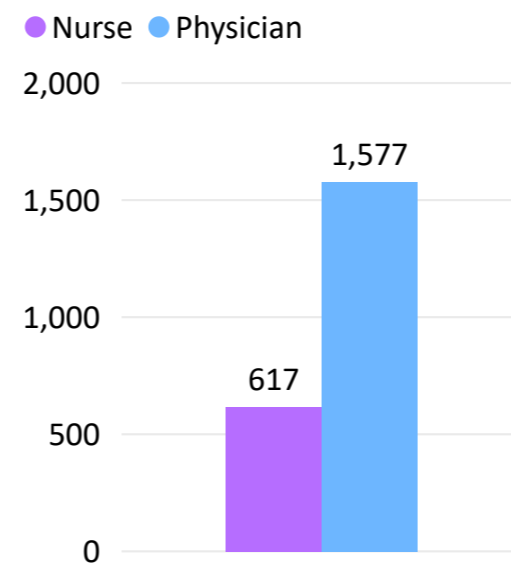
21 dashboard users

## 1.2 Appendix B: LHIN 2 - South West

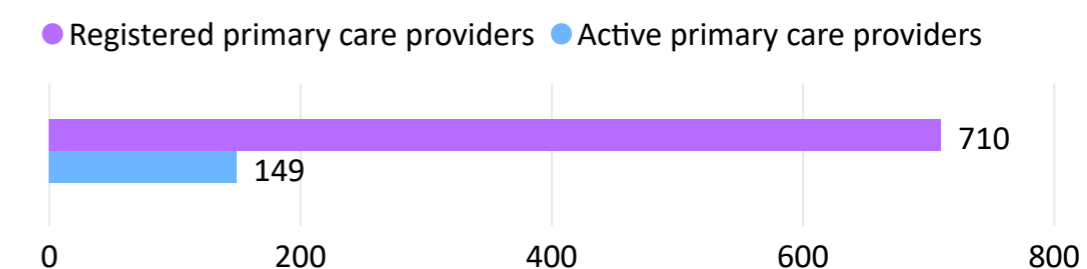
Vendor	General Practitioner	Specialist	Not Specified	Total
Telus Health Solutions	478	113	1	592
QHR Technologies Inc.	291	126	1	418
WELL EMR Group Inc.	41	17		58
ABELMED	12	6		18
Canada Health Systems Inc.	5	4		9
Avaros	7			7
YMS		6		6
Alpha Global iT Inc.		3		3
P & P Data Systems Inc.	2			2
YES Medical System		1		1
<b>Total</b>	<b>836</b>	<b>276</b>	<b>2</b>	<b>1114</b>



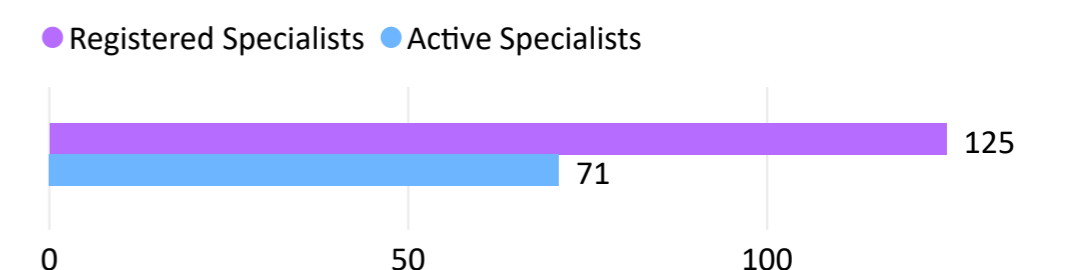
**ONE ID Users by Clinicians**



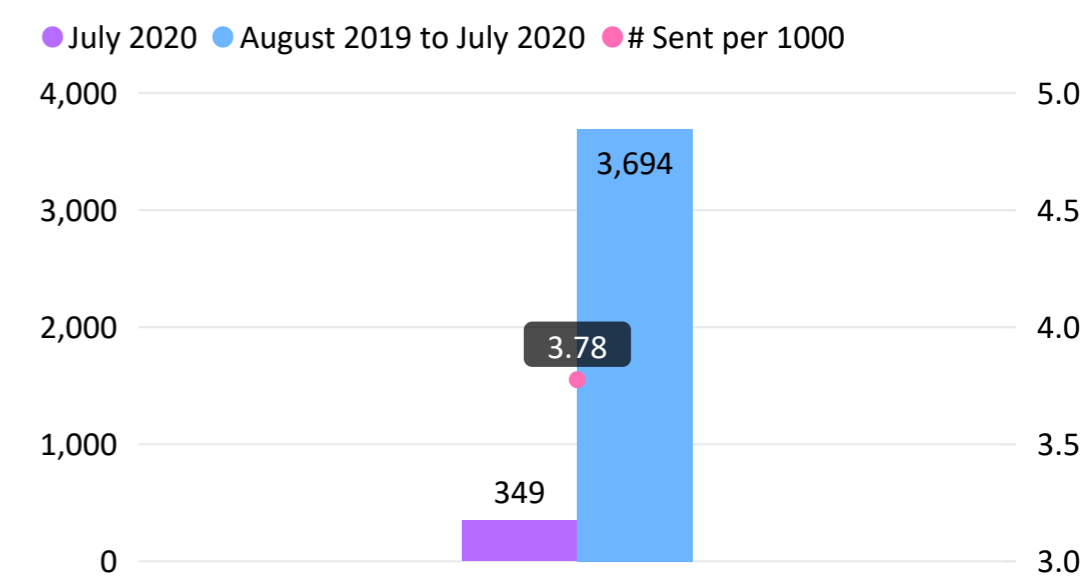
**eConsult Penetration**



**eConsult Penetration**



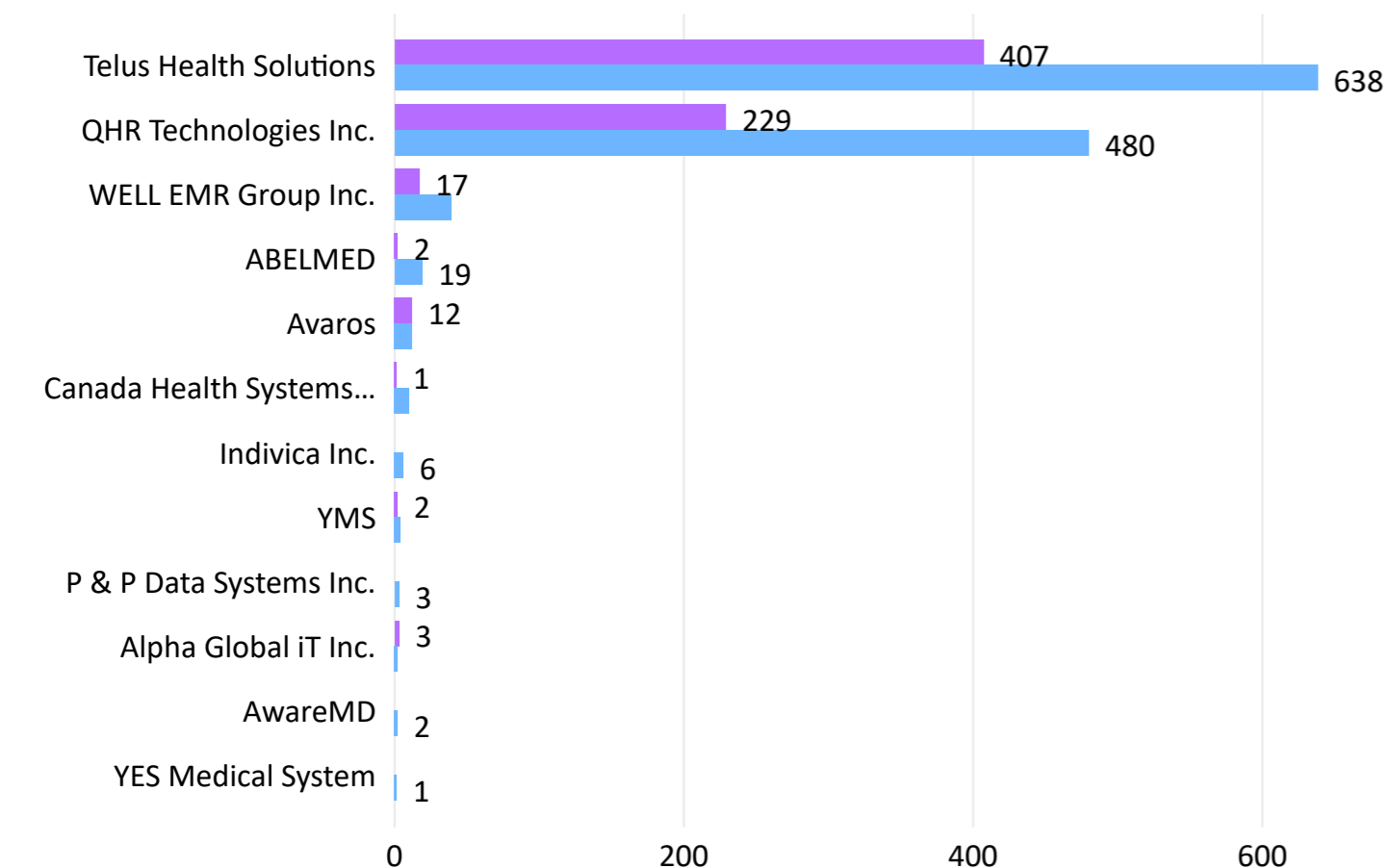
**eConsults Sent**



## 1.2 Appendix B: LHIN 2 - South West

### Number of HRM and OLIS Users by Vendor

● Number of HRM users ● Number of OLIS users



### Number of Physicians Live on Dashboard

80 dashboard users

### Sending Facility Status

Site	HRM	eNotifications
Alexandra Hospital	Yes	No
Alexandra Marine and General Hospital	Yes	Yes
Clinton Public Hospital	Yes	Yes
Four Counties Health Services Corp.	Yes	No
Grey Bruce Health Services - Lions Head	Yes	Yes
Grey Bruce Health Services - Markdale Site	Yes	Yes
Grey Bruce Health Services - Meaford Site	Yes	Yes
Grey Bruce Health Services - Owen Sound	Yes	Yes
Grey Bruce Health Services - Southampton	Yes	Yes
Grey Bruce Health Services - Wiarton Site	Yes	Yes
Hanover And District Hospital	Yes	Yes
Listowel Memorial Hospital	Yes	No
London Health Sciences Centre - University Hospital	Yes	No
London Health Sciences Centre - Victoria Hospital	Yes	No
Seaforth Community Hospital	Yes	Yes
South Bruce Grey Health Centre - Chesley	Yes	Yes
South Bruce Grey Health Centre - Durham	Yes	Yes
South Bruce Grey Health Centre - Kincardine	Yes	Yes
South Bruce Grey Health Centre - Walkerton	Yes	Yes
South Huron Hospital	Yes	No
St. Marys Memorial Hospital	Yes	Yes
St. Thomas-Elgin General Hospital	Yes	No
St..Joseph's Health Care, London	Yes	No
St..Joseph's Health Care, London - Parkwood	Yes	No
St..Joseph's Health Care, London – St. Thomas	Yes	No
Stratford General Hospital	Yes	Yes
Strathroy Middlesex General Hospital	Yes	No
Tillsonburg District Memorial Hospital	Yes	No
Wingham and District Hospital	Yes	No
Woodstock General Hospital Trust	Yes	No

## 1.3 Appendix C: LHIN 3 - Waterloo Wellington

Vendor	General Practitioner	Specialist	Total
Telus Health Solutions	488	67	555
QHR Technologies Inc.	17	91	108
WELL EMR Group Inc.	36	26	62
P & P Data Systems Inc.	26	3	29
AwareMD		23	23
ABELMED	9	5	14
Indivica Inc.		10	10
YMS		7	7
Canada Health Systems Inc.	1	3	4
Alpha Global IT Inc.	1	2	3
YES Medical System		2	2
<b>Total</b>	<b>578</b>	<b>239</b>	<b>817</b>

### EMR Penetration

61.0%

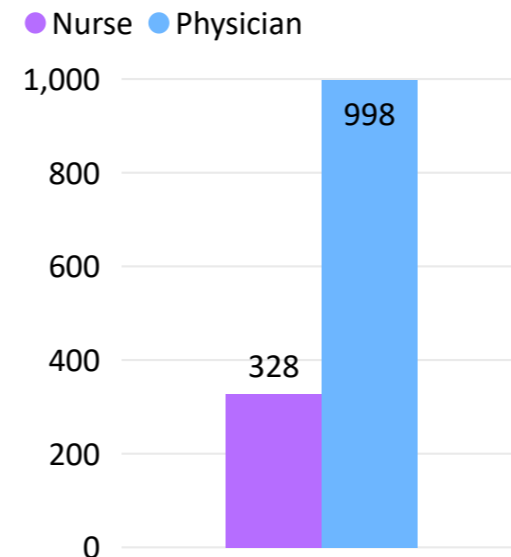
### HRM Penetration

50.0%

### OLIS Penetration

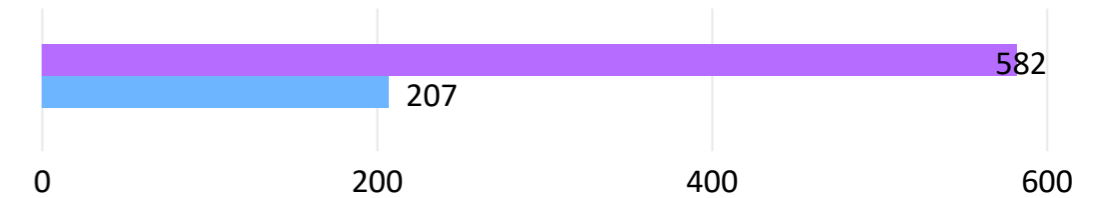
50.4%

### ONE ID Users by Clinicians



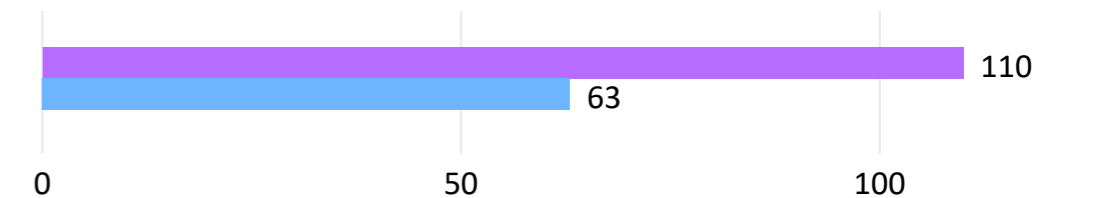
### eConsult Penetration

Registered primary care providers Active primary care providers



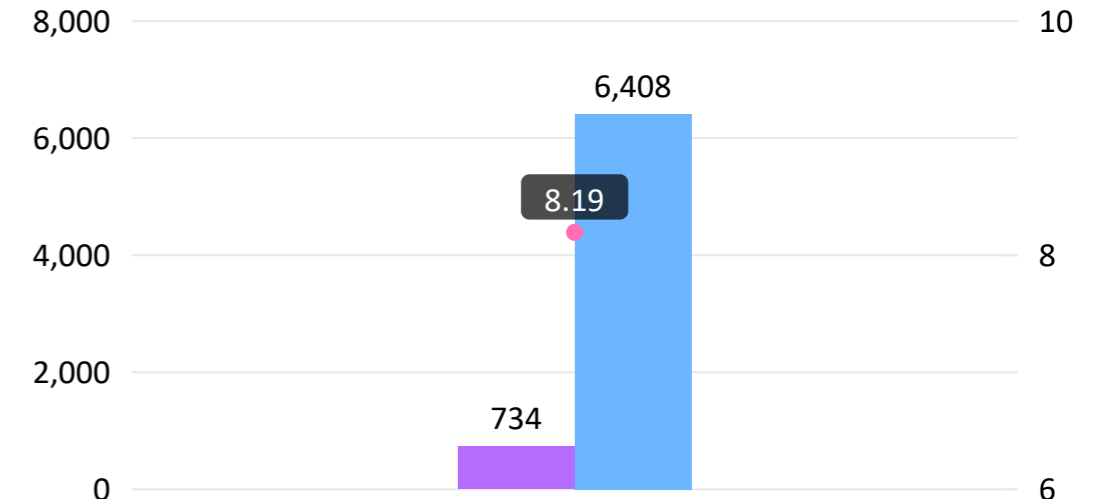
### eConsult Penetration

Registered specialists Active specialists



### eConsults Sent

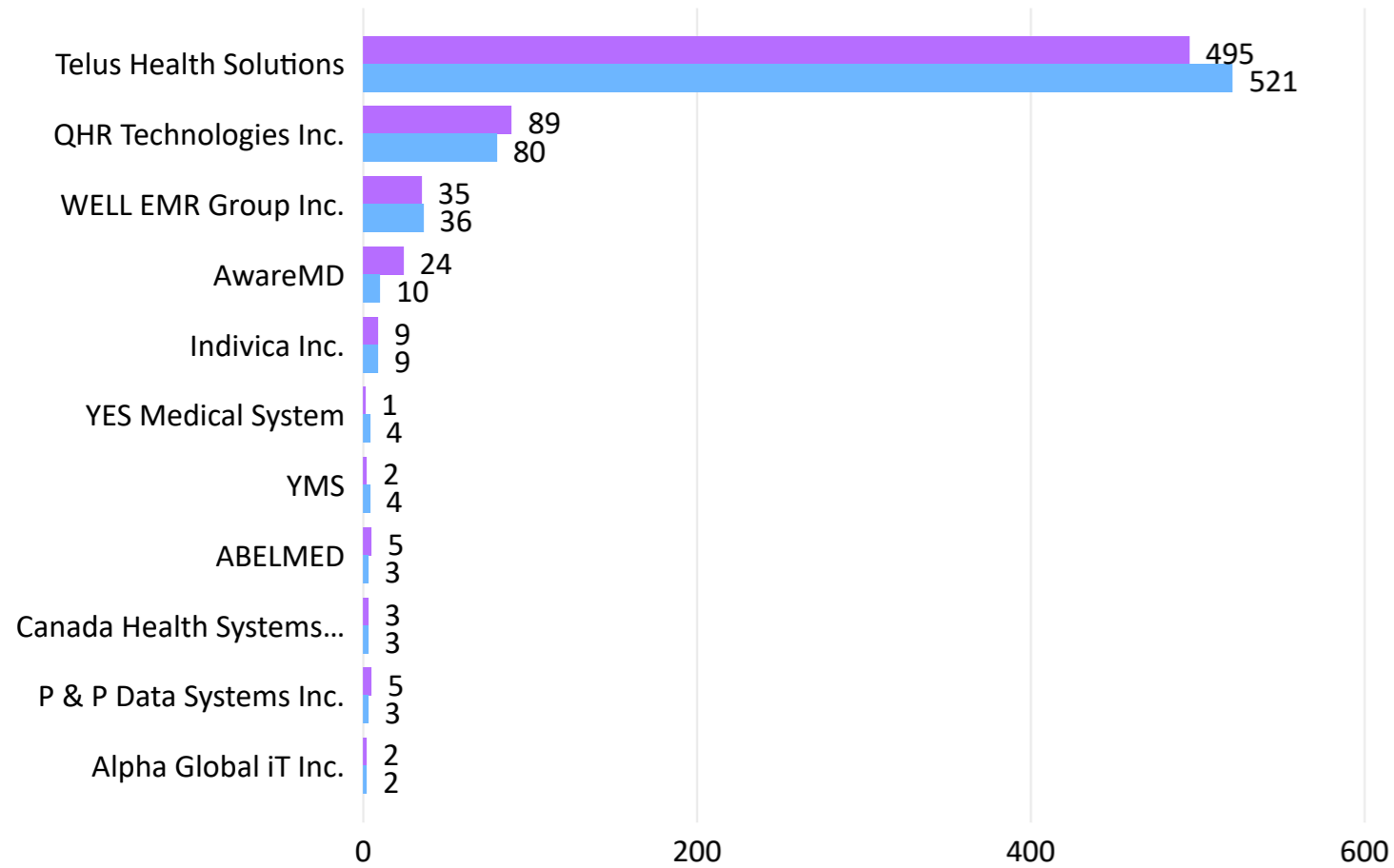
July 2020 August 2019 to July 2020 # Sent per 1000



## 1.3 Appendix C: LHIN 3 - Waterloo Wellington

### Number of HRM and OLIS Users by Vendor

● Number of HRM users ● Number of OLIS users



### Sending Facility Status

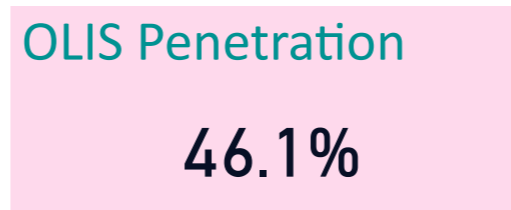
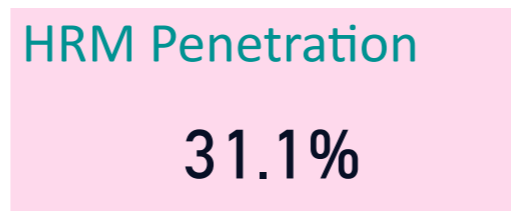
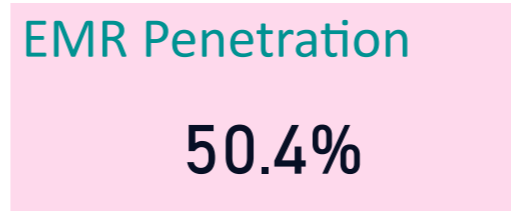
Site	HRM	eNotifications
Cambridge Memorial Hospital	Yes	Yes
Grand River Hospital Corp. - Freeport Site	Yes	No
Grand River Hospital Corp. - Waterloo Site	Yes	No
Groves Memorial Community Hospital	Yes	No
Guelph General Hospital	Yes	No
Homewood Health Centre Inc.	Yes	No
North Wellington Health Care - Mount Forest	Yes	No
North Wellington Health Care - Palmerston	Yes	No
St. Joseph's Health Centre, Guelph	Yes	No
St. Mary's General Hospital	Yes	Yes

### Number of Physicians Live on Dashboard

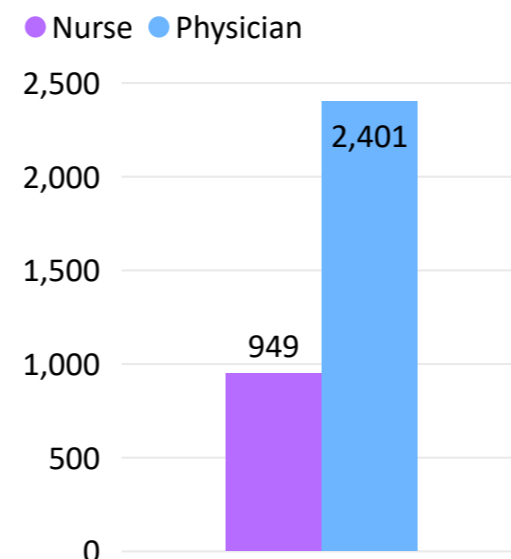
56 dashboard users

## 1.4 Appendix D: LHIN 4 - Hamilton Niagara

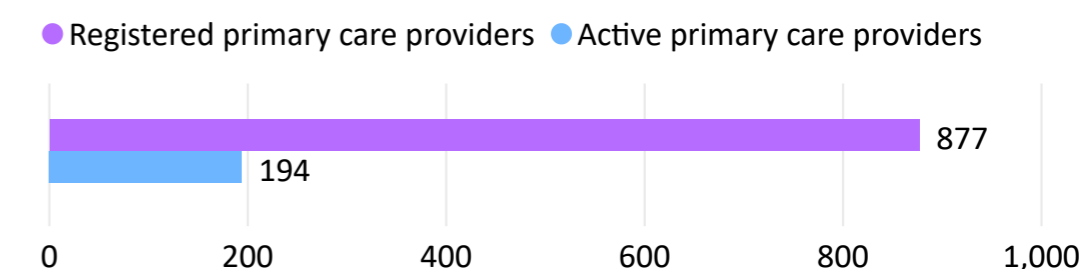
Vendor	General Practitioner	Specialist	Not Specified	Total
Telus Health Solutions	616	111	2	729
QHR Technologies Inc.	138	279		417
WELL EMR Group Inc.	155	84		239
ABELMED	26	35		61
P & P Data Systems Inc.	38	14		52
Indivica Inc.	7	15		22
Canada Health Systems Inc.	13	3		16
YMS	1	14		15
Alpha Global iT Inc.	3	3		6
AwareMD		5		5
YES Medical System	1	1		2
<b>Total</b>	<b>998</b>	<b>564</b>	<b>2</b>	<b>1564</b>



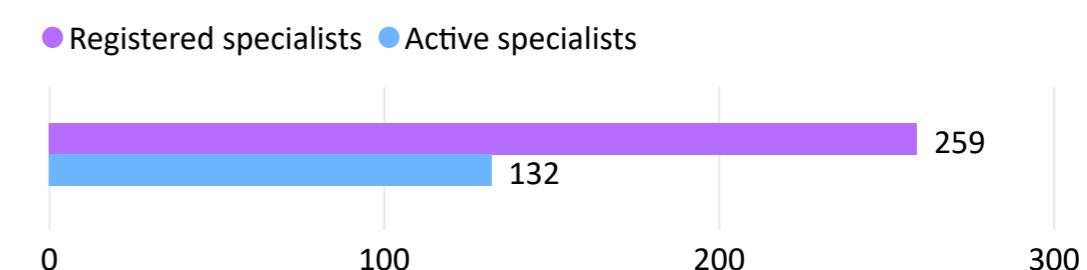
ONE ID Users by Clinicians



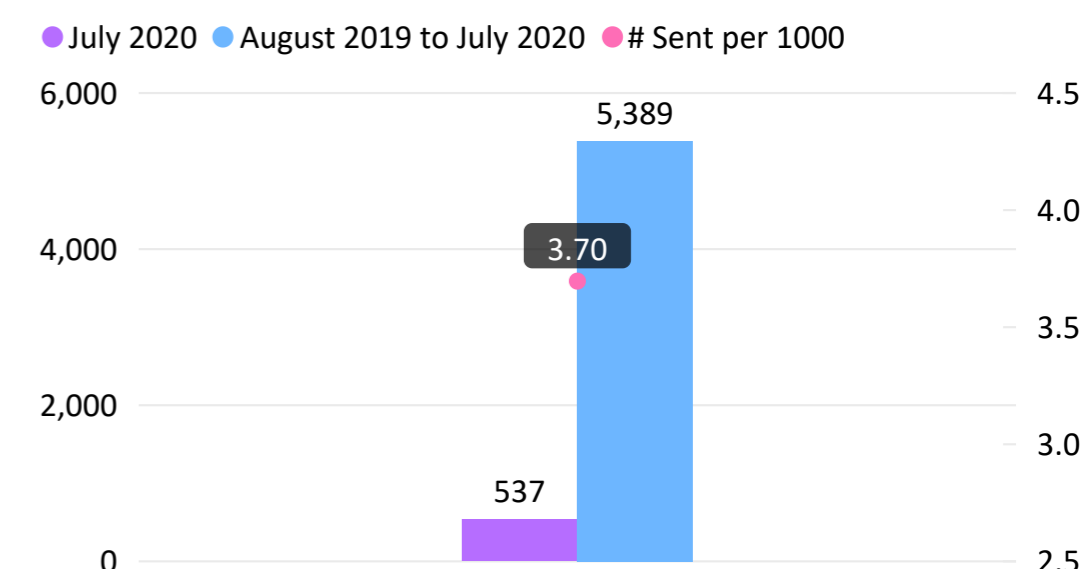
eConsult Penetration



eConsult Penetration



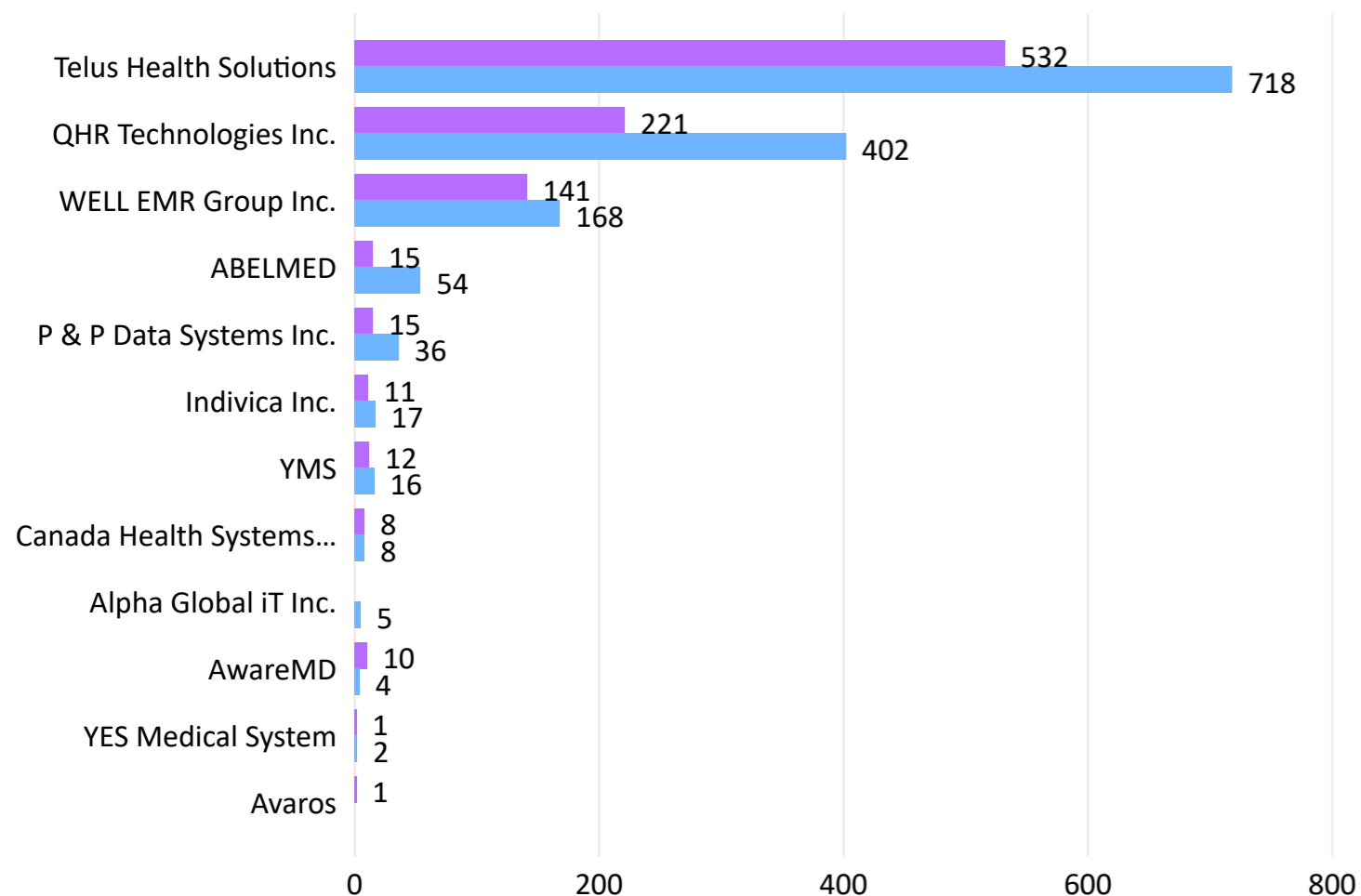
eConsults Sent



## 1.4 Appendix D: LHIN 4 - Hamilton Niagara

### Number of HRM and OLIS Users by Vendor

● Number of HRM users ● Number of OLIS users



### Number of Physicians Live on Dashboard

154 dashboard users

### Sending Facility Status

Site	HRM	eNotifications
Brant Community Healthcare System - Brantford	Yes	Yes
Brant Community Healthcare System - Willet	Yes	No
Haldimand War Memorial Hospital	Yes	Yes
Hamilton Health Sciences Corp. - General	Yes	Yes
Hamilton Health Sciences Corp. - Juravinski Cancer Centre	Yes	No
Hamilton Health Sciences Corp. - Juravinski Hospital	Yes	Yes
Hamilton Health Sciences Corp. - McMaster Children's Hospital	Yes	No
Hamilton Health Sciences Corp. - McMaster University Medical Centre	Yes	Yes
Hamilton Health Sciences Corp. - Regional Rehabilitation Centre	Yes	No
Hamilton Health Sciences Corp. - Ron Joyce Children's Health Centre	Yes	No
Hamilton Health Sciences Corp. - St. Peter's Hospital	Yes	Yes
Hamilton Health Sciences Corp. - West End Clinic/Urgent Care Centre	Yes	Yes
Hamilton Health Sciences Corp. - West Lincoln Memorial Hospital	Yes	Yes
Joseph Brant Hospital	Yes	Yes
Niagara Health System - Fort Erie Douglas	Yes	Yes
Niagara Health System - Greater Niagara	Yes	Yes
Niagara Health System - Port Colborne Site	Yes	Yes
Niagara Health System - St. Catharines General	Yes	Yes
Niagara Health System - Welland County	Yes	Yes
Norfolk General Hospital	Yes	Yes
Religious Hospital of St. Joseph-Hotel Dieu	Yes	No
St. Joseph's Health Care System Hamilton - Charlton Campus	Yes	Yes
St. Joseph's Health Care System Hamilton - King Campus	Yes	Yes
St. Joseph's Health Care System Hamilton - West 5th Campus	Yes	Yes
West Haldimand General Hospital	Yes	Yes



## 1.5 Appendix E: LHIN 5 - Central West

Vendor	General Practitioner	Specialist	Total
QHR Technologies Inc.	130	118	248
Telus Health Solutions	183	46	229
WELL EMR Group Inc.	133	61	194
P & P Data Systems Inc.	65	4	69
Canada Health Systems Inc.	41	17	58
Indivica Inc.	36	16	52
ABELMED	16	6	22
Alpha Global iT Inc.	3		3
YES Medical System	2		2
YMS		1	1
<b>Total</b>	<b>609</b>	<b>269</b>	<b>878</b>

### EMR Penetration

70.4%

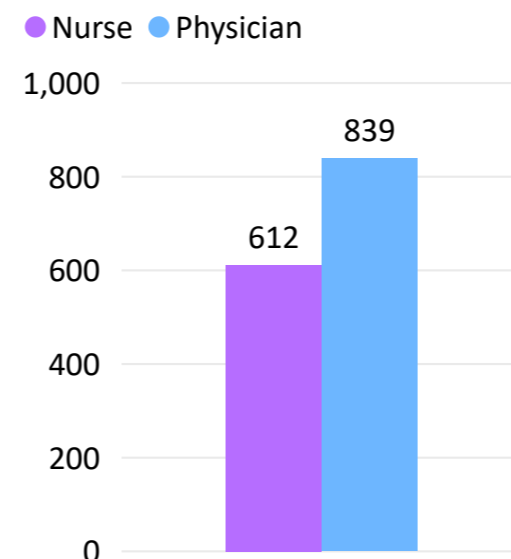
### HRM Penetration

44.9%

### OLIS Penetration

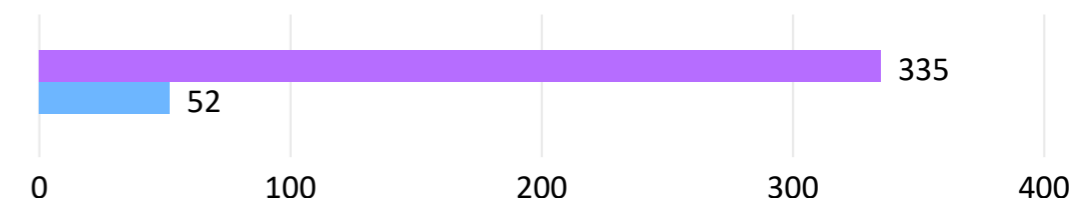
57.7%

### ONE ID Users by Clinicians



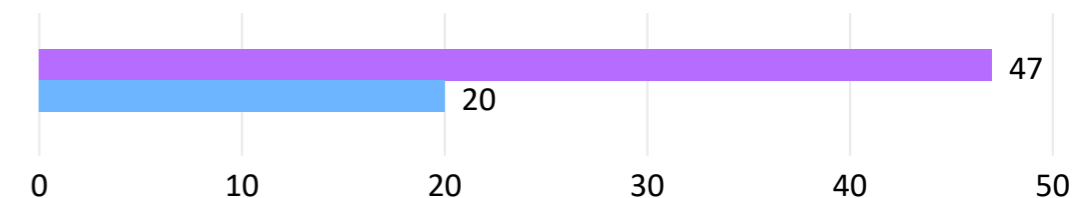
### eConsult Penetration

Registered primary care providers Active primary care providers



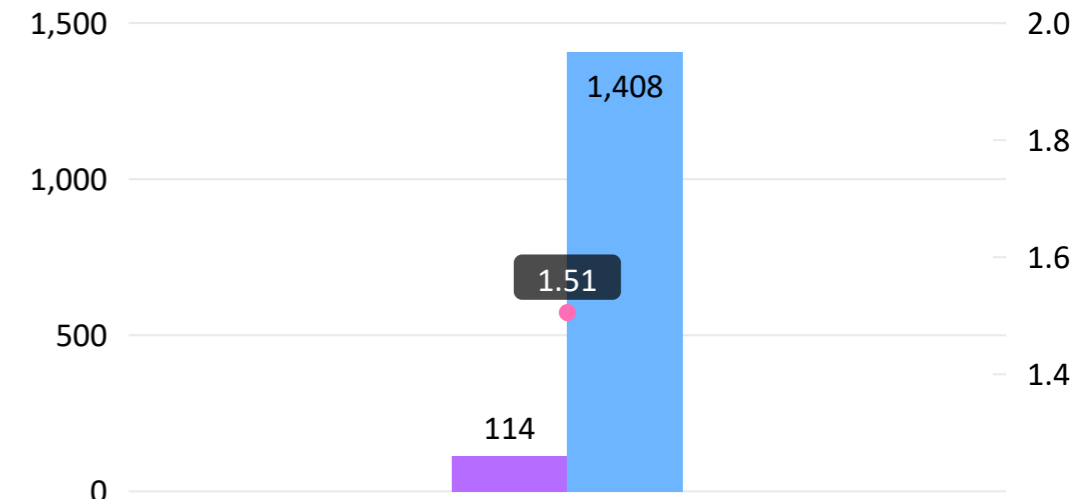
### eConsult Penetration

Registered specialists Active specialists



### eConsults Sent

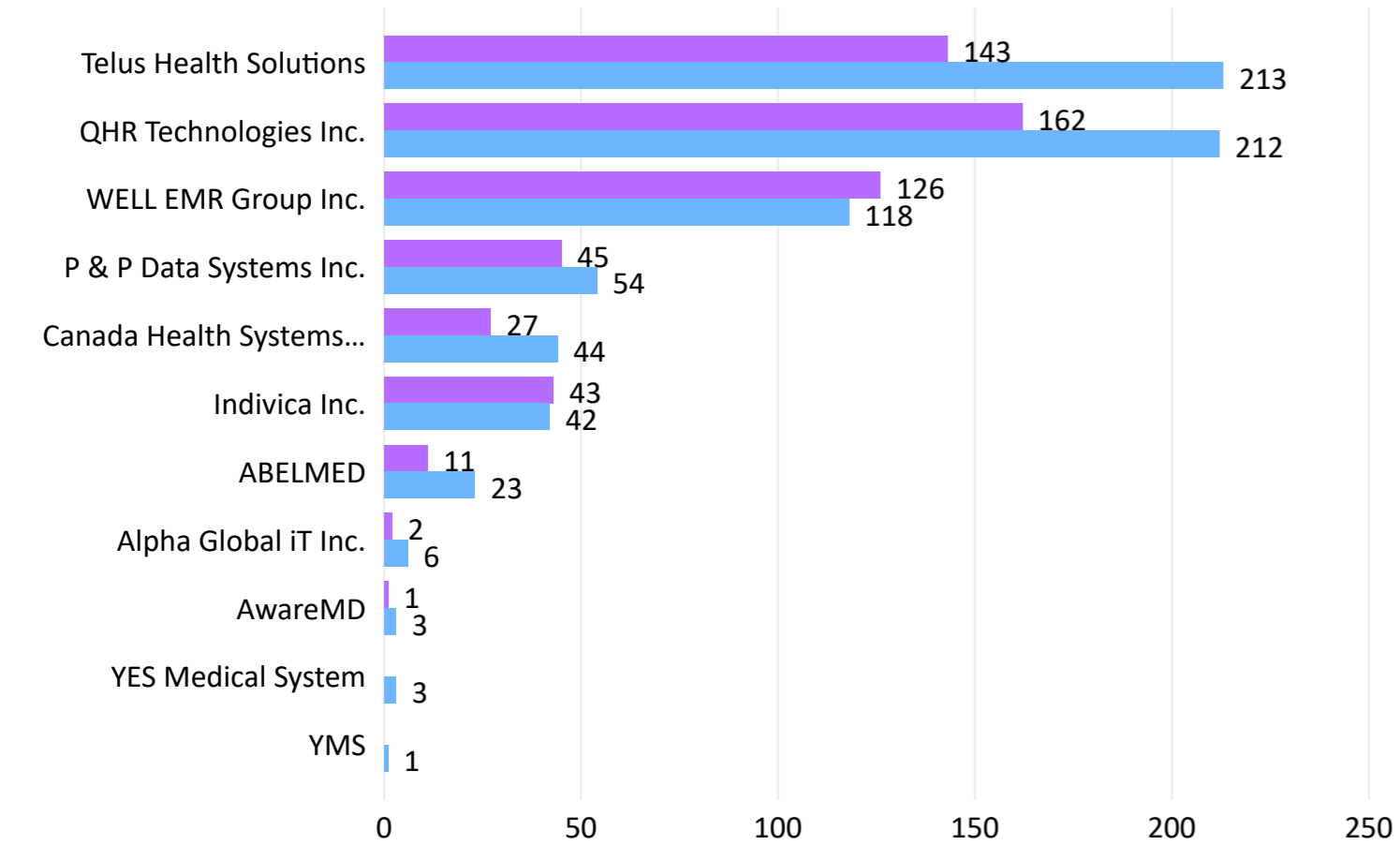
July 2020 August 2019 to July 2020 # Sent per 1000



## 1.5 Appendix E: LHIN 5 - Central West

### Number of HRM and OLIS Users by Vendor

● Number of HRM users ● Number of OLIS users



### Sending Facility Status

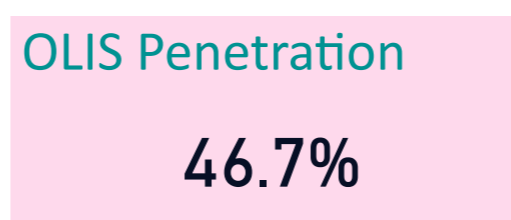
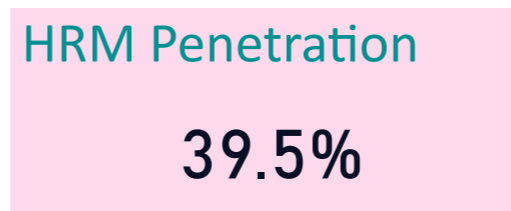
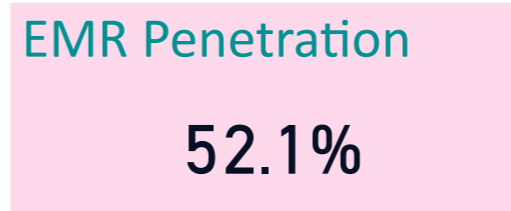
Site	HRM	eNotifications
Headwaters Health Care Centre - Dufferin	Yes	Yes
William Osler Health System - Civic Site	Yes	No
William Osler Health System - Etobicoke	Yes	No
William Osler Health System - Peel Memorial	Yes	No

### Number of Physicians Live on Dashboard

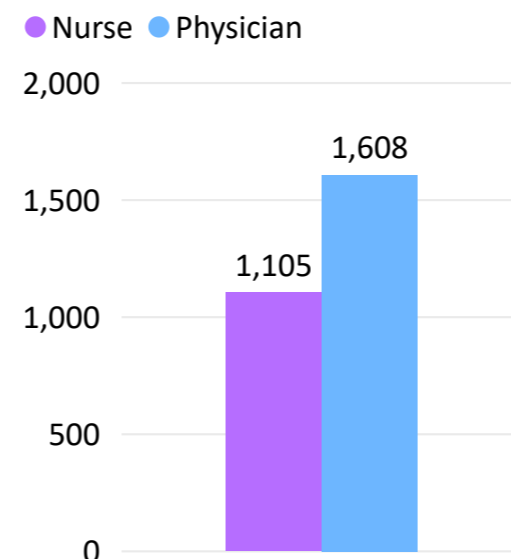
36 dashboard users

## 1.6 Appendix F: LHIN 6 - Mississauga Halton

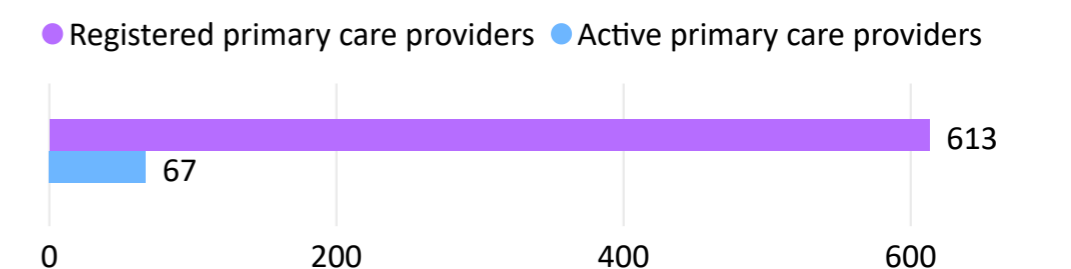
Vendor	General Practitioner	Specialist	Not Specified	Total
Telus Health Solutions	298	85	1	384
QHR Technologies Inc.	212	143		355
WELL EMR Group Inc.	189	46		235
Indivica Inc.	42	4		46
ABELMED	17	21		38
Canada Health Systems Inc.	27	2		29
P & P Data Systems Inc.	17	5		22
AwareMD		19		19
YES Medical System	3	1		4
Alpha Global iT Inc.	2	1		3
YMS	1	2		3
<b>Total</b>	<b>808</b>	<b>329</b>	<b>1</b>	<b>1138</b>



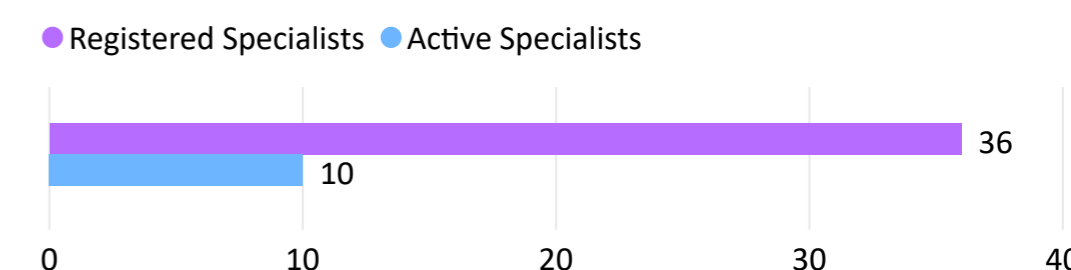
ONE ID Users by Clinicians



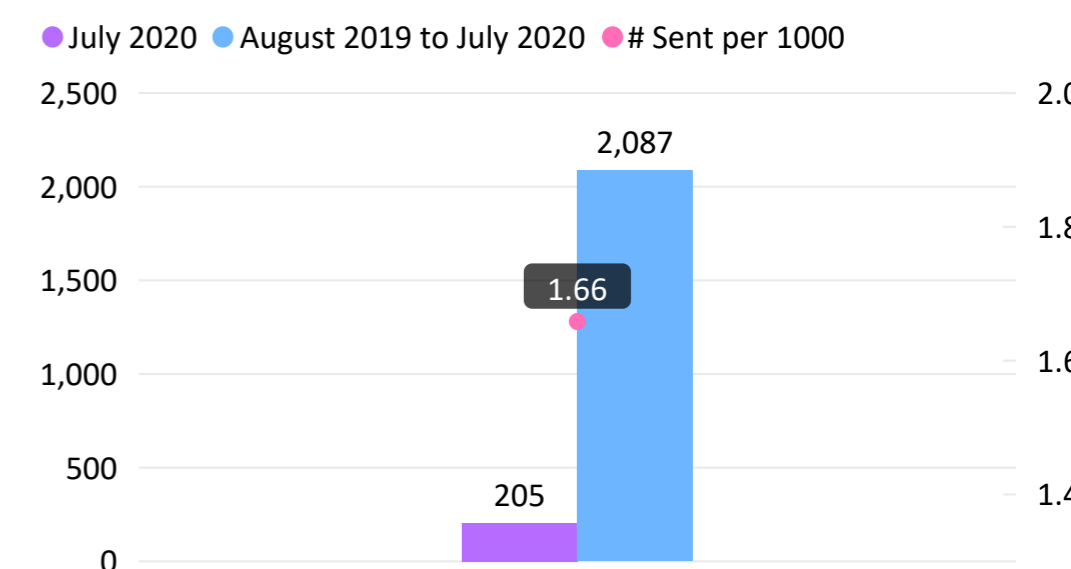
eConsult Penetration



eConsult Penetration



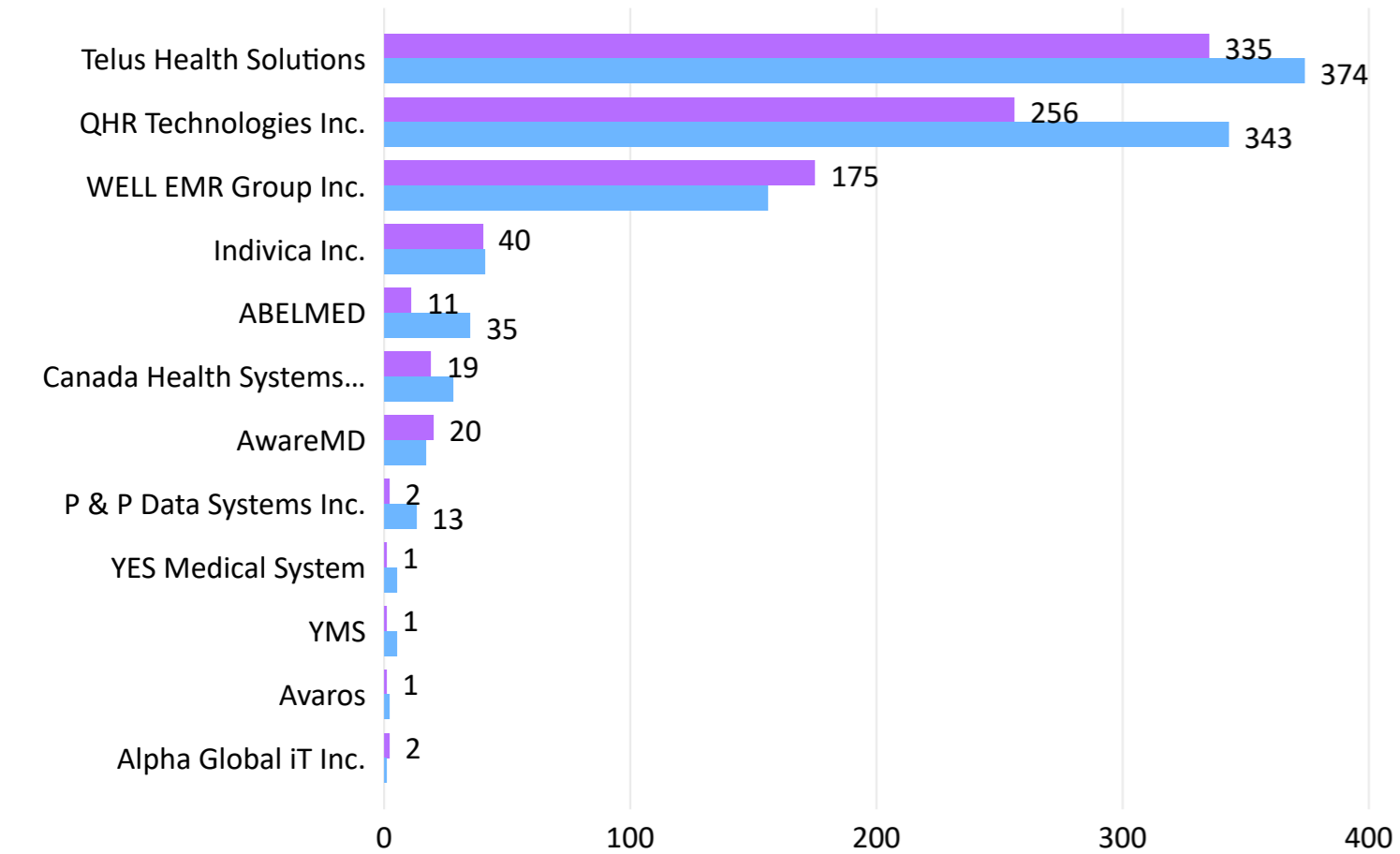
eConsults Sent



## 1.6 Appendix F: LHIN 6 - Mississauga Halton

### Number of HRM and OLIS Users by Vendor

● Number of HRM users ● Number of OLIS users



### Sending Facility Status

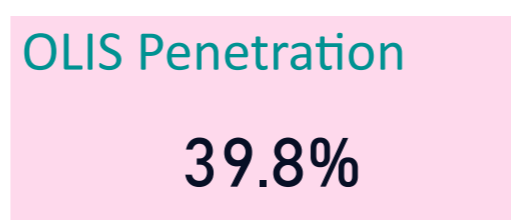
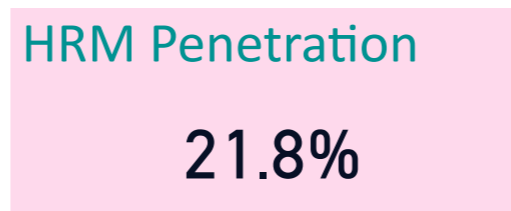
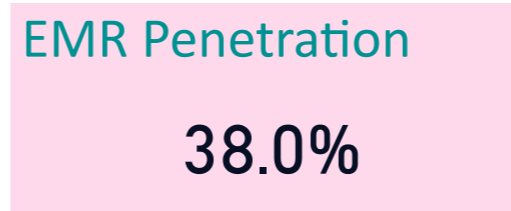
Site	HRM	eNotifications
Halton Healthcare Services Corp. - Georgetown	Yes	No
Halton Healthcare Services Corp. - Milton	Yes	No
Halton Healthcare Services Corp. - Oakville	Yes	No
Trillium Health Partners - Credit Valley	Yes	No
Trillium Health Partners - Mississauga Site	Yes	No
Trillium Health Partners - Queensway Health	Yes	No

### Number of Physicians Live on Dashboard

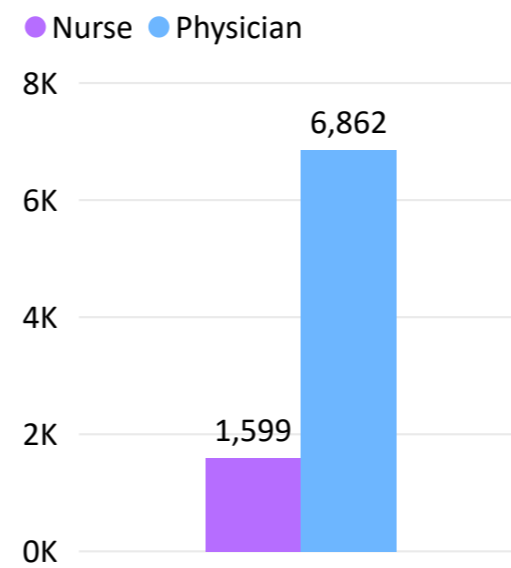
67 dashboard users

## 1.7 Appendix G: LHIN 7 - Toronto Central

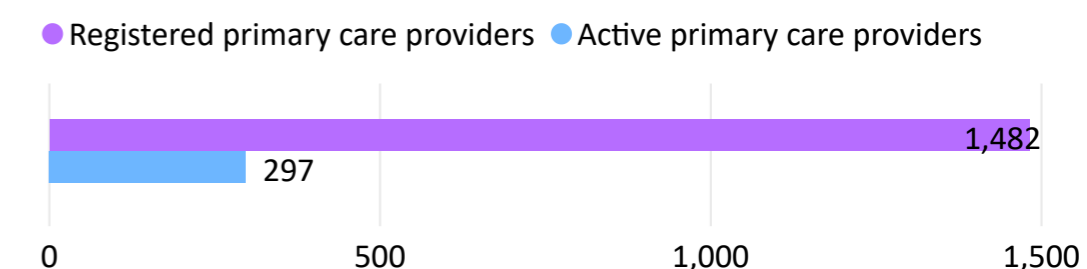
Vendor	General Practitioner	Specialist	Not Specified	Total
ABELMED	26	53		79
Alpha Global iT Inc.	15	4		19
AwareMD		3		3
Canada Health Systems Inc.	53	11		64
Indivica Inc.	212	33		245
P & P Data Systems Inc.	34	15		49
QHR Technologies Inc.	172	420		592
Telus Health Solutions	730	226	1	957
WELL EMR Group Inc.	111	113		224
YES Medical System	3	10		13
YMS	1	2		3
<b>Total</b>	<b>1357</b>	<b>890</b>	<b>1</b>	<b>2248</b>



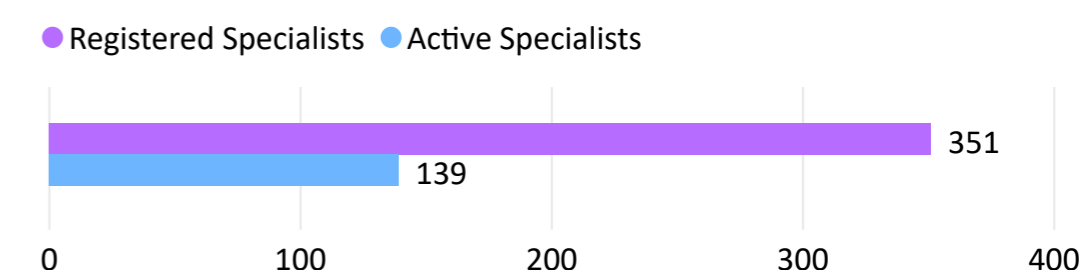
**ONE ID Users by Clinicians**



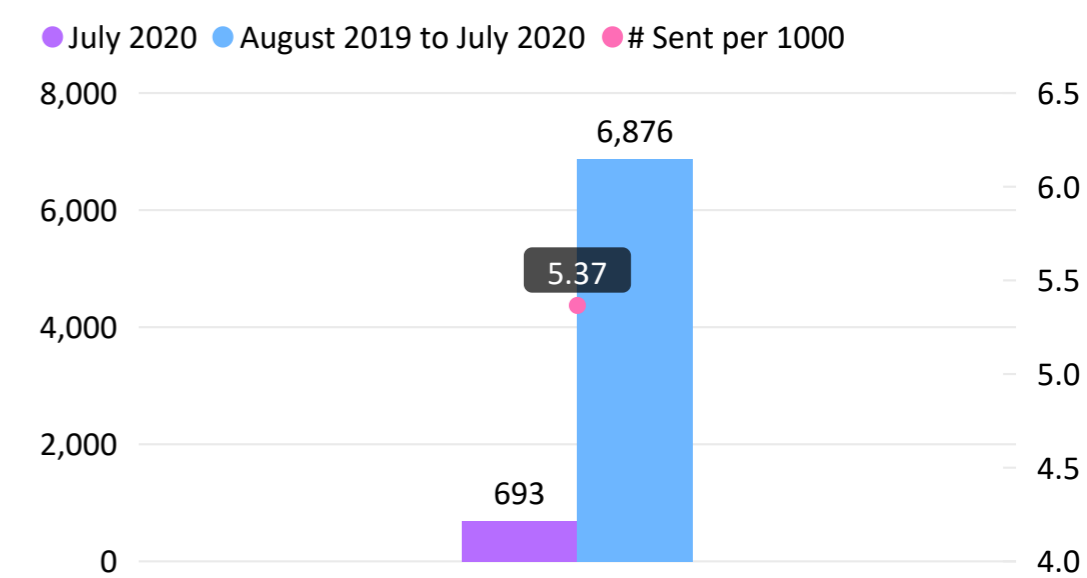
**eConsult Penetration**



**eConsult Penetration**



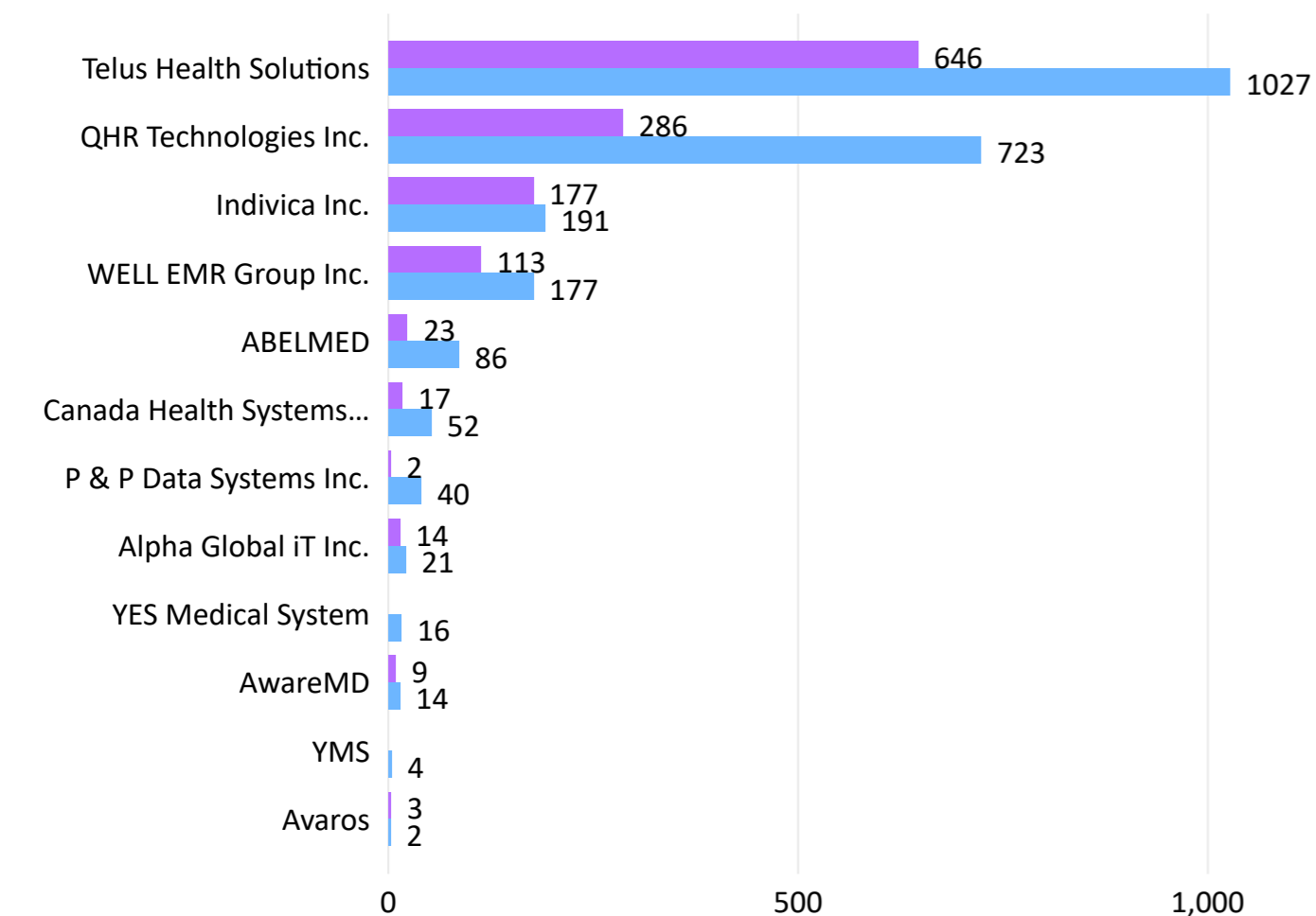
**eConsults Sent**



## 1.7 Appendix G: LHIN 7 - Toronto Central

### Number of HRM and OLIS Users by Vendor

● Number of HRM users ● Number of OLIS users



### Number of Physicians Live on Dashboard

110 dashboard users

### Sending Facility Status

Site	HRM	eNotifications
Baycrest Hospital (North York)	Yes	No
Casey House Hospice	No	No
Centre For Addiction & Mental Health - College Street Site	Yes	No
Centre For Addiction & Mental Health - Queen Street Site	Yes	No
Holland Bloorview Kids Rehab Hospital	No	No
Hospital for Sick Children (The)	No	No
Providence Healthcare	No	No
Runnymede Healthcare Centre	No	No
Salvation Army Toronto Grace Health Centre	No	No
Sinai Health System - Bridgepoint Site	Yes	No
Sinai Health System - Mount Sinai Site	Yes	Yes
St Michael's Hospital	Yes	Yes
St. Joseph's Health Centre - Toronto	Yes	Yes
Sunnybrook Health Sciences Centre	Yes	No
Sunnybrook Health Sciences Centre – Orthopaedic Surgery	Yes	No
Sunnybrook Health Sciences Centre – St. John's Rehab	No	No
Toronto East Health Network - Michael Garron Hospital	Yes	Yes
University Health Network - Bickle Centre	Yes	No
University Health Network - General Site	Yes	Yes
University Health Network - Hillcrest	Yes	No
University Health Network - Lyndhurst Centre	Yes	No
University Health Network - Princess Margaret Cancer Centre	Yes	Yes
University Health Network – Toronto Western Site	Yes	Yes
West Park Healthcare Centre (York City)	Yes	No
Women's College Hospital	No	No

## 1.8 Appendix H: LHIN 8 - Central

Vendor	General Practitioner	Specialist	Total
Telus Health Solutions	424	154	578
QHR Technologies Inc.	274	231	505
WELL EMR Group Inc.	119	72	191
Indivica Inc.	151	29	180
ABELMED	39	38	77
P & P Data Systems Inc.	63	10	73
Canada Health Systems Inc.	33	21	54
AwareMD		32	32
YMS	5	10	15
YES Medical System	2	11	13
Alpha Global iT Inc.	5	2	7
<b>Total</b>	<b>1115</b>	<b>610</b>	<b>1725</b>

### EMR Penetration

50.1%

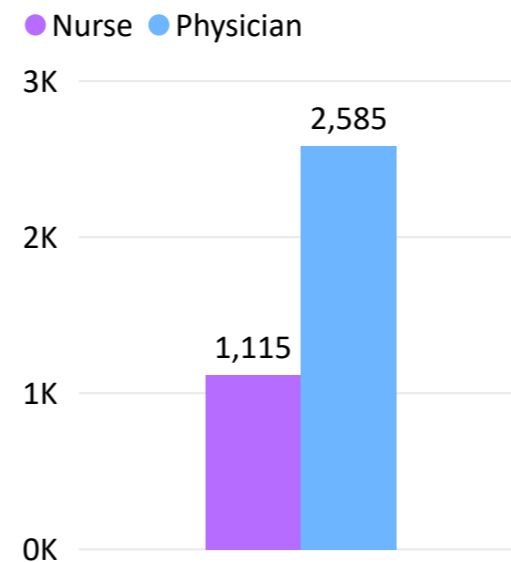
### HRM Penetration

40.5%

### OLIS Penetration

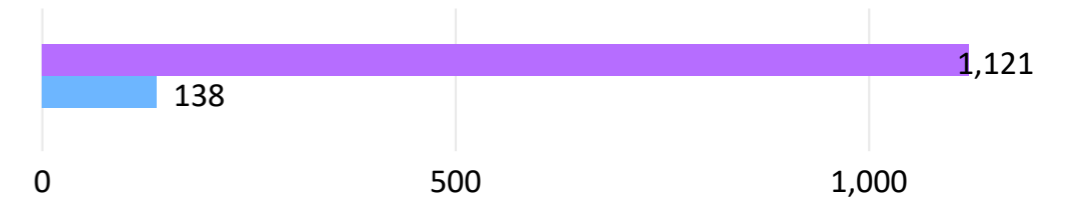
47.4%

### ONE ID Users by Clinicians



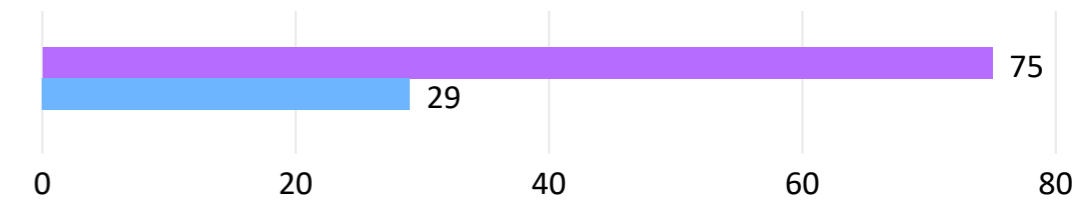
### eConsult Penetration

Registered primary care providers Active primary care providers



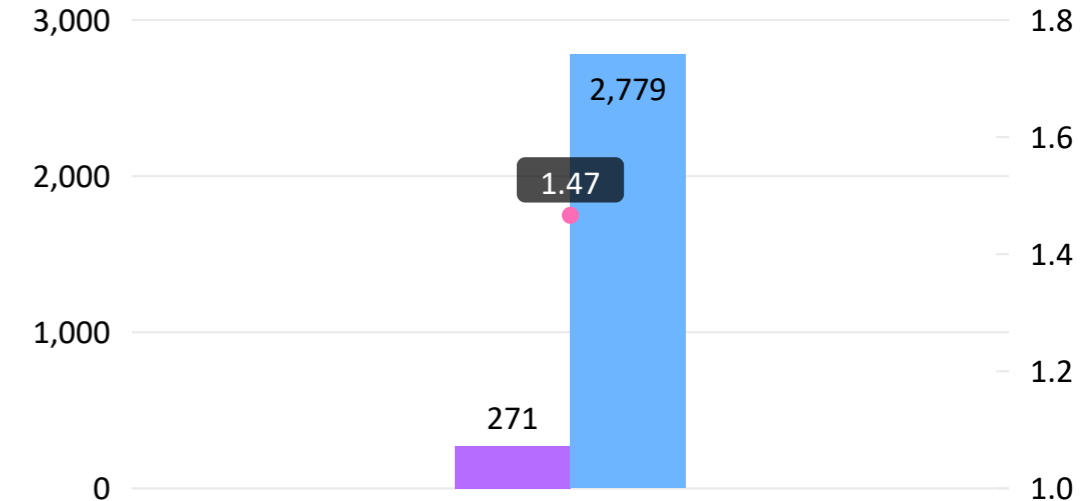
### eConsult Penetration

Registered Specialists Active Specialists



### eConsults Sent

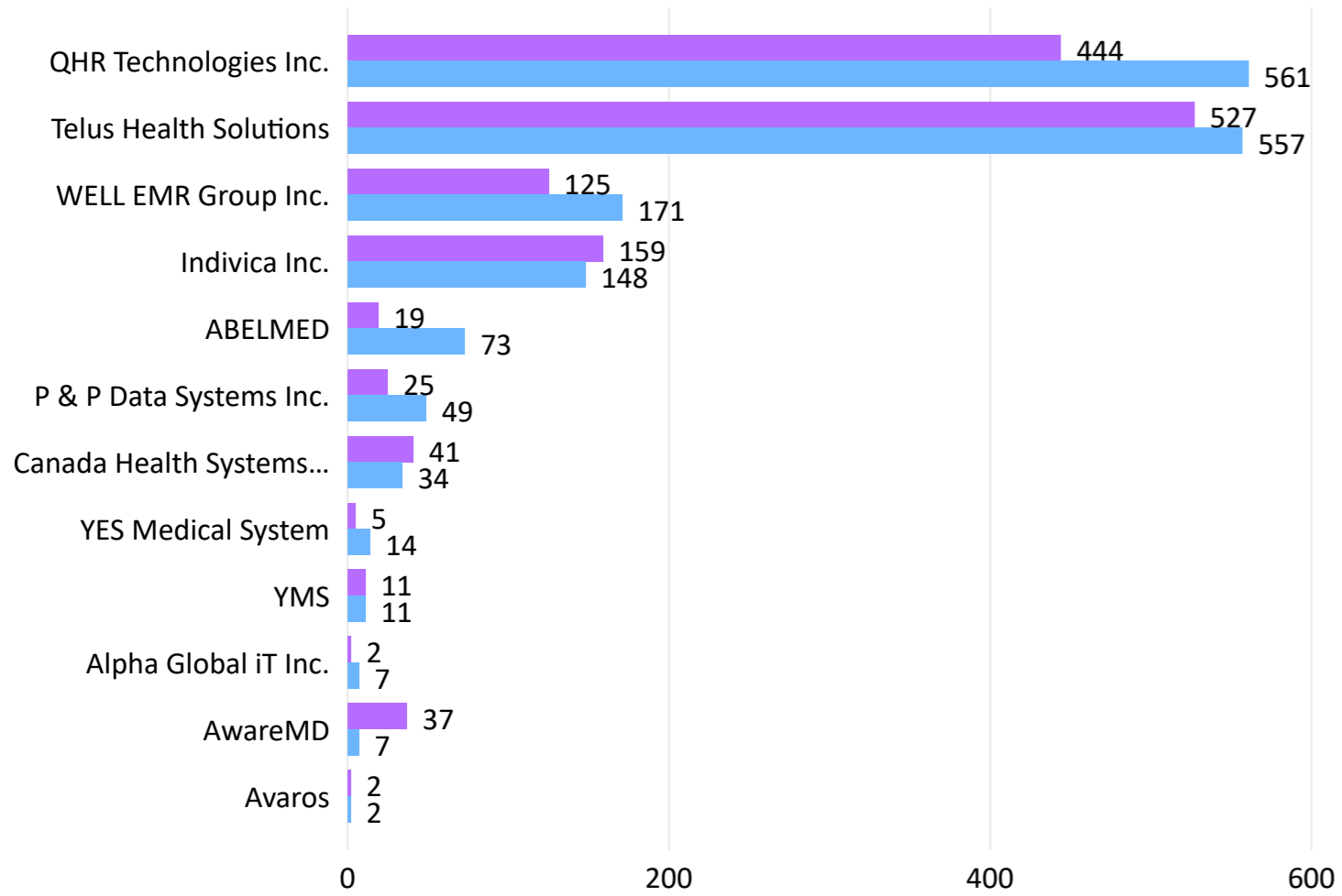
July 2020 August 2019 to July 2020 # Sent per 1000



## 1.8 Appendix H: LHIN 8 - Central

### Number of HRM and OLIS Users by Vendor

● Number of HRM users ● Number of OLIS users



### Sending Facility Status

Site	HRM	eNotifications
Don Mills Surgical Unit	No	No
Humber River Hospital - Wilson Site	Yes	No
Mackenzie Health - Richmond Hill Hospital	No	No
Mackenzie Health - Vaughan Hospital	Yes	No
Markham Stouffville Hospital	Yes	Yes
Markham Stouffville Hospital - Uxbridge Site	Yes	Yes
North York General Hospital - Branson Site	Yes	No
North York General Hospital - General Site	Yes	Yes
Shouldice Hospital	No	No
Southlake Regional Health Centre	Yes	Yes
Stevenson Memorial Hospital Alliston	Yes	Yes

### Number of Physicians Live on Dashboard

70 dashboard users



## 1.9 Appendix I: LHIN 9 - Central East

Vendor	General Practitioner	Specialist	Total
Telus Health Solutions	491	138	629
QHR Technologies Inc.	139	158	297
WELL EMR Group Inc.	138	67	205
Canada Health Systems Inc.	48	14	62
Indivica Inc.	44	18	62
P & P Data Systems Inc.	54	5	59
ABELMED	23	25	48
YMS	7	8	15
Alpha Global iT Inc.	7	2	9
YES Medical System	2	7	9
<b>Total</b>	<b>953</b>	<b>442</b>	<b>1395</b>

### EMR Penetration

57.2%

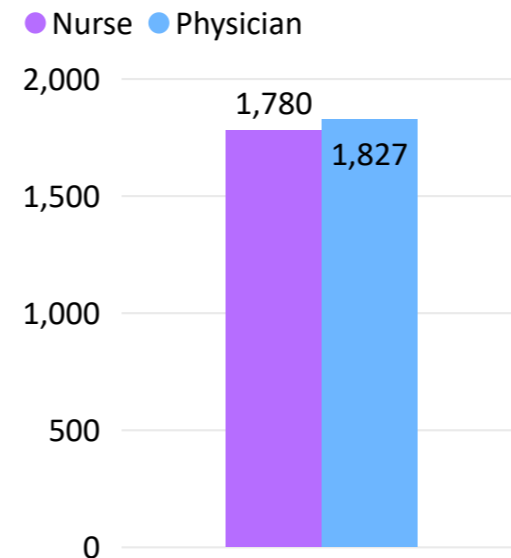
### HRM Penetration

47.6%

### OLIS Penetration

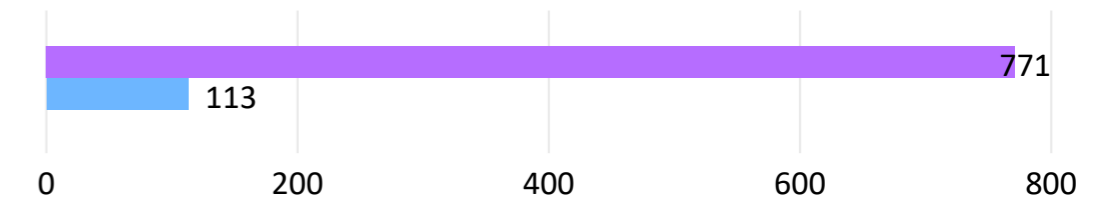
54.4%

### ONE ID Users by Clinicians



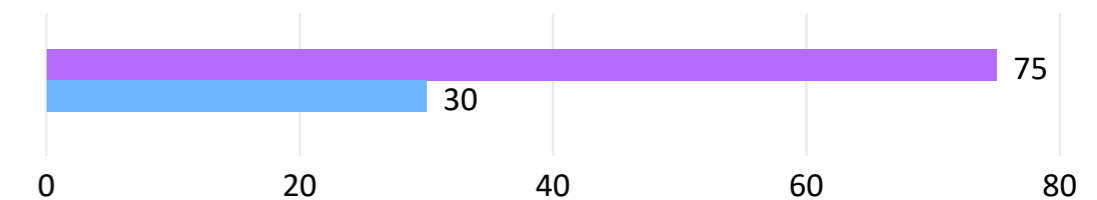
### eConsult Penetration

Registered primary care providers Active primary care providers



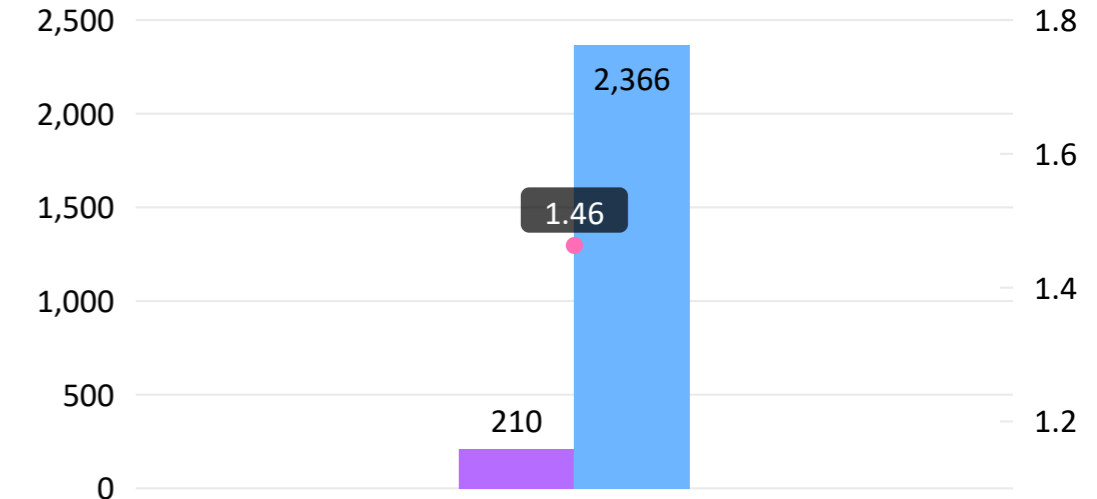
### eConsult Penetration

Registered Specialists Active Specialists



### eConsults Sent

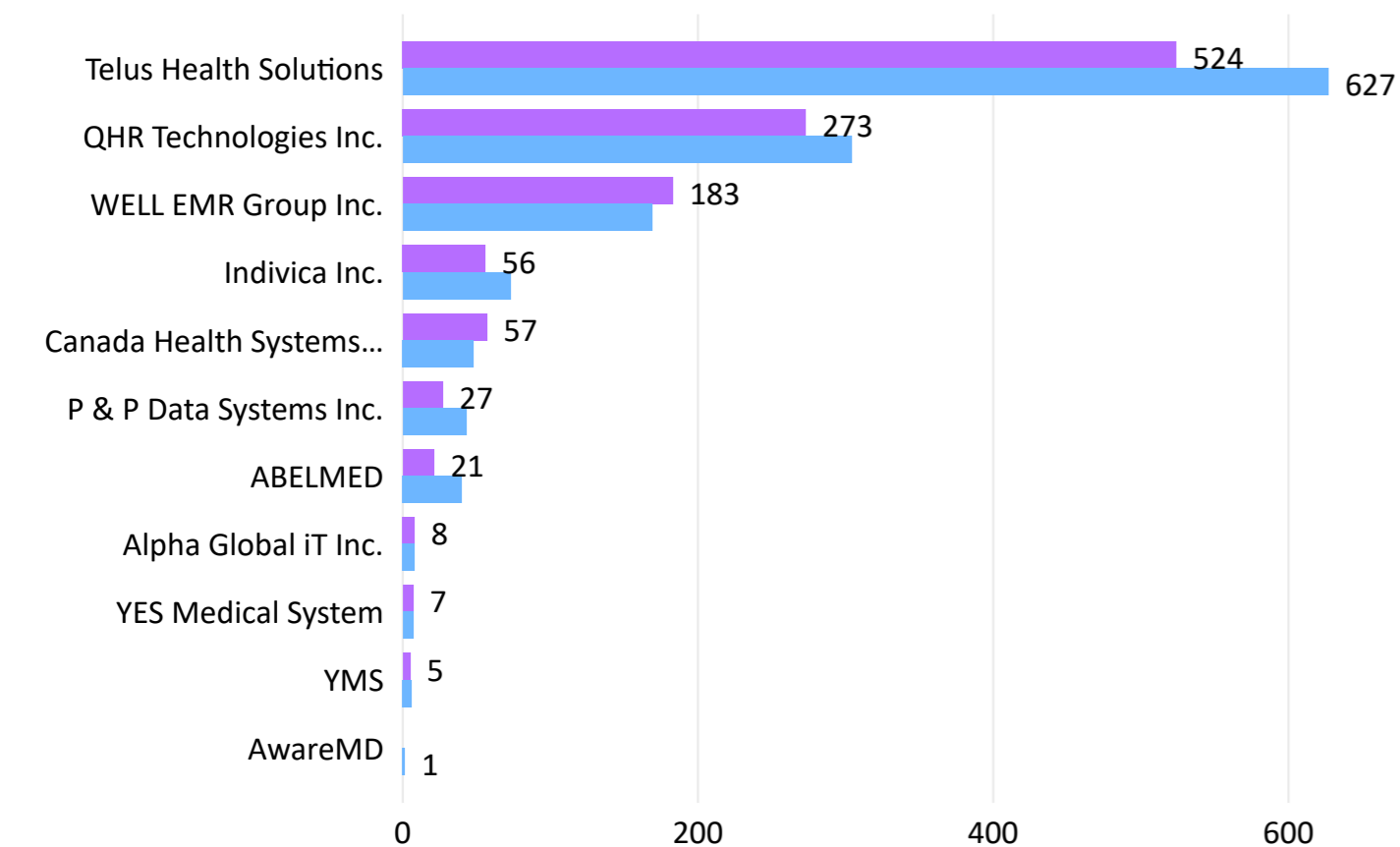
July 2020 August 2019 to July 2020 # Sent per 1000



## 1.9 Appendix I: LHIN 9 - Central East

### Number of HRM and OLIS Users by Vendor

● Number of HRM users ● Number of OLIS users



### Sending Facility Status

Site	HRM	eNotifications
Campbellford Memorial Hospital	Yes	Yes
Haliburton Highlands Health Service Corp. - Haliburton	Yes	Yes
Haliburton Highlands Health Service Corp. - Minden	Yes	Yes
Lakeridge Health - Ajax Pickering Hospital	Yes	Yes
Lakeridge Health – Bowmanville Hospital	Yes	Yes
Lakeridge Health - Oshawa Hospital	Yes	Yes
Lakeridge Health - Port Perry Hospital	Yes	Yes
Lakeridge Health - Whitby Hospital	Yes	No
Northumberland Hills Hospital	Yes	Yes
Ontario Shores Centre for Mental Health Sciences	Yes	No
Peterborough Regional Health Centre	Yes	Yes
Ross Memorial Hospital	Yes	Yes
Scarborough Health Network - Birchmount	Yes	Yes
Scarborough Health Network - Centenary	Yes	Yes
Scarborough Health Network - General	Yes	Yes

### Number of Physicians Live on Dashboard

98 dashboard users

## 1.10 Appendix J: LHIN 10 - South East

Vendor	General Practitioner	Specialist	Total
Telus Health Solutions	316	34	350
QHR Technologies Inc.	51	54	105
WELL EMR Group Inc.	51	9	60
Indivica Inc.	18	3	21
ABELMED	1	9	10
P & P Data Systems Inc.	6		6
AwareMD		5	5
Canada Health Systems Inc.	3		3
YES Medical System		1	1
YMS		1	1
<b>Total</b>	<b>446</b>	<b>116</b>	<b>562</b>

### EMR Penetration

46.0%

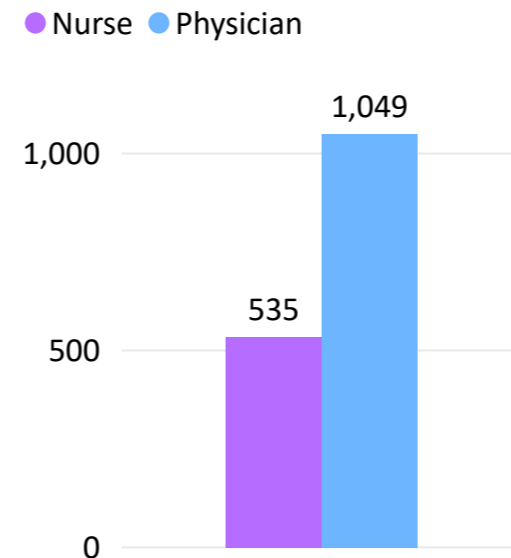
### HRM Penetration

32.1%

### OLIS Penetration

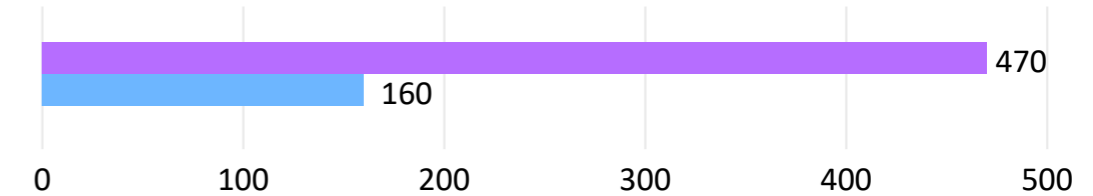
50.1%

### ONE ID Users by Clinicians



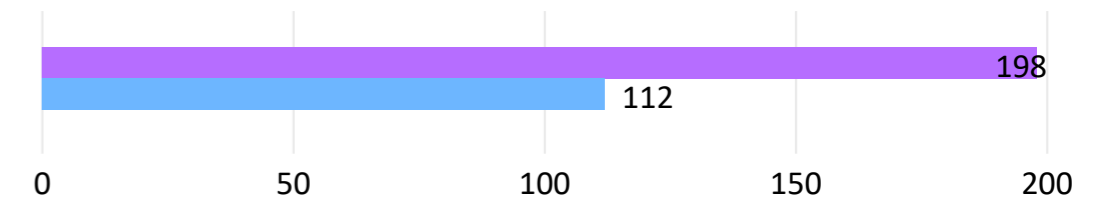
### eConsult Penetration

Registered primary care providers Active primary care providers



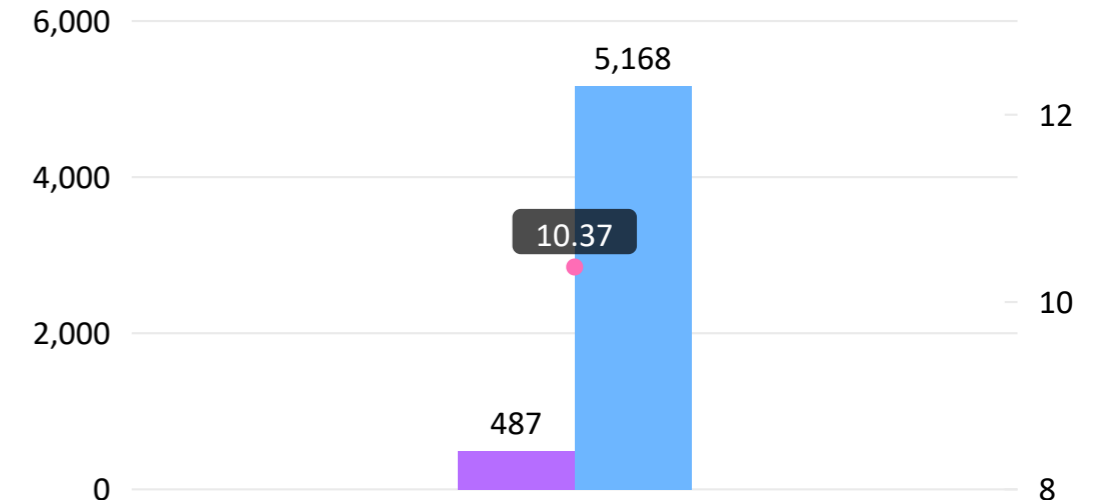
### eConsult Penetration

Registered Specialists Active Specialists



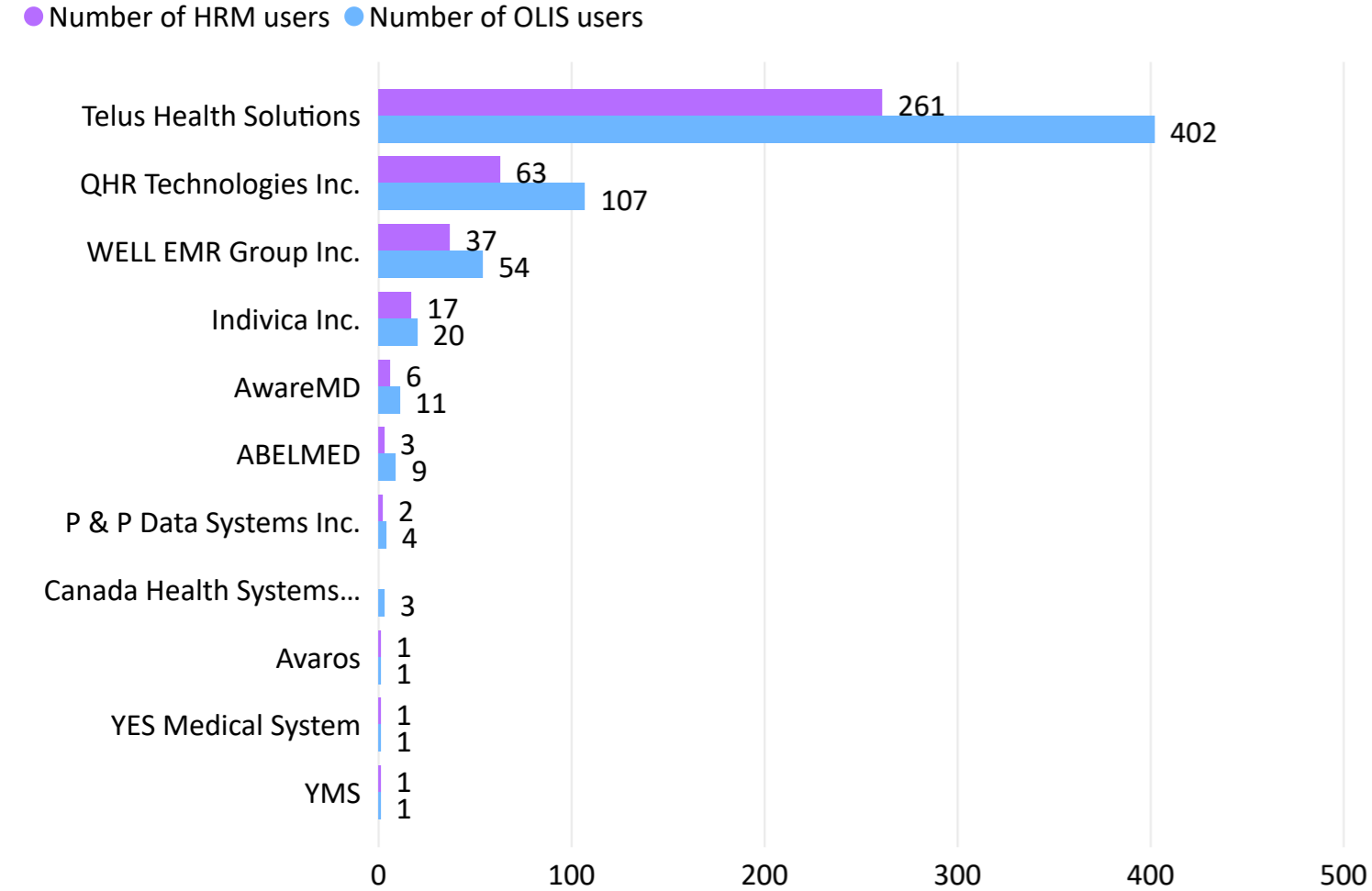
### eConsults Sent

July 2020 August 2019 to July 2020 # Sent per 1000



## 1.10 Appendix J: LHIN 10 - South East

### Number of HRM and OLIS Users by Vendor



### Sending Facility Status

Site	HRM	eNotifications
Brockville General Hospital	Yes	No
Brockville General Hospital – St. Vincent De Paul	Yes	No
Brockville General Hospital – St. Vincent De Paul (Garden St. Site)	Yes	No
Hotel Dieu Hospital - Kingston	Yes	Yes
Kingston General Hospital	Yes	Yes
Lennox and Addington County General Hospital	Yes	No
Perth & Smith Falls District Hospital - Perth Site	Yes	No
Perth & Smith Falls District Hospital - Smiths Falls	Yes	No
Providence Care Hospital	Yes	No
Quinte Healthcare Corp. - Belleville General Hospital	Yes	No
Quinte Healthcare Corp. - North Hastings Hospital (Bancroft)	Yes	No
Quinte Healthcare Corp. - Prince Edward County Memorial Hospital (Picton)	Yes	No
Quinte Healthcare Corp. – Trenton Memorial Hospital	Yes	No
Royal Ottawa Health Care Group - Brockville Mental Health Centre	Yes	No

### Number of Physicians Live on Dashboard

47 dashboard users

## 1.11 Appendix K: LHIN 11 - Champlain

Vendor	General Practitioner	Specialist	Total
Telus Health Solutions	913	211	1124
QHR Technologies Inc.	167	175	342
WELL EMR Group Inc.	142	53	195
Canada Health Systems Inc.	59	47	106
Indivica Inc.	51	8	59
P & P Data Systems Inc.	48	2	50
ABELMED	4	30	34
Alpha Global iT Inc.		1	1
<b>Total</b>	<b>1384</b>	<b>527</b>	<b>1911</b>

### EMR Penetration

51.1%

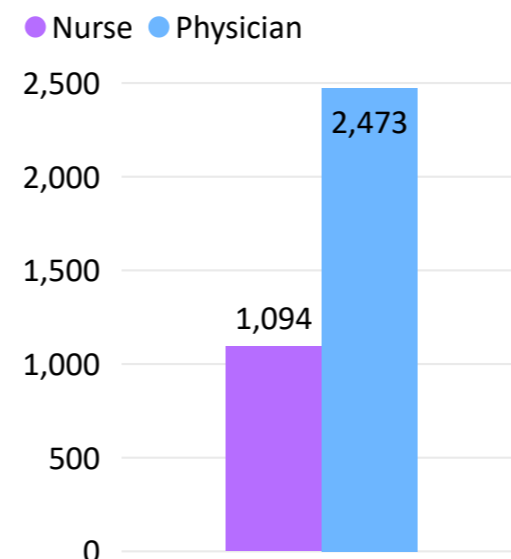
### HRM Penetration

26.2%

### OLIS Penetration

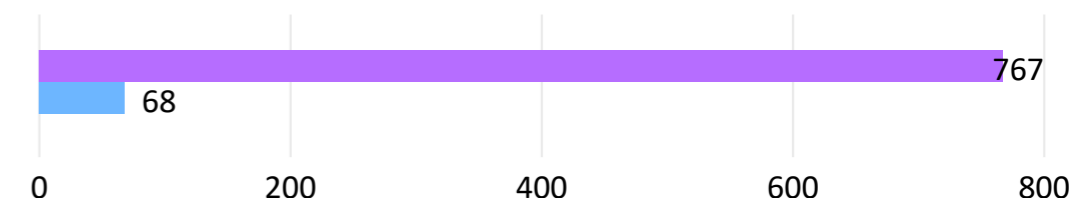
47.4%

### ONE ID Users by Clinicians



### eConsult Penetration

Registered primary care providers Active primary care providers



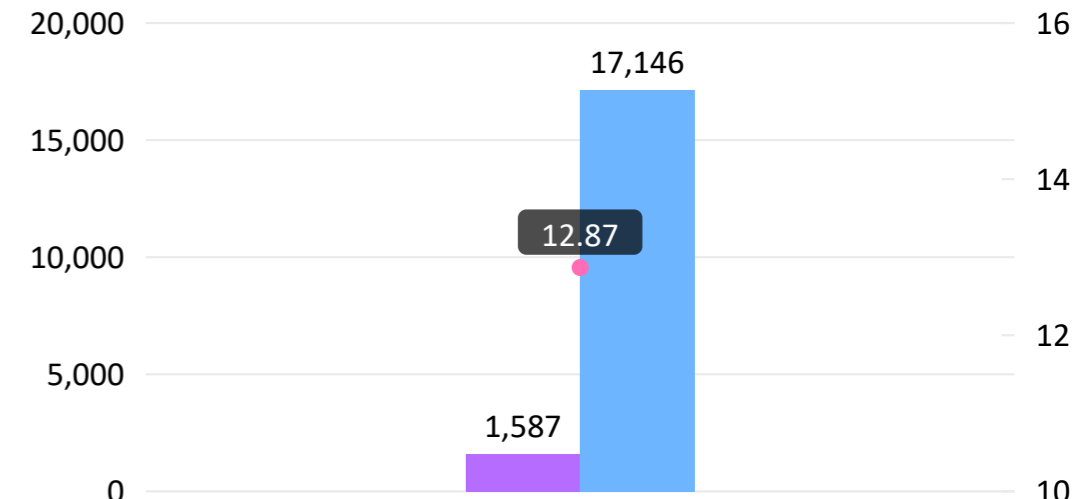
### eConsult Penetration

Registered Specialists Active Specialists



### eConsults Sent

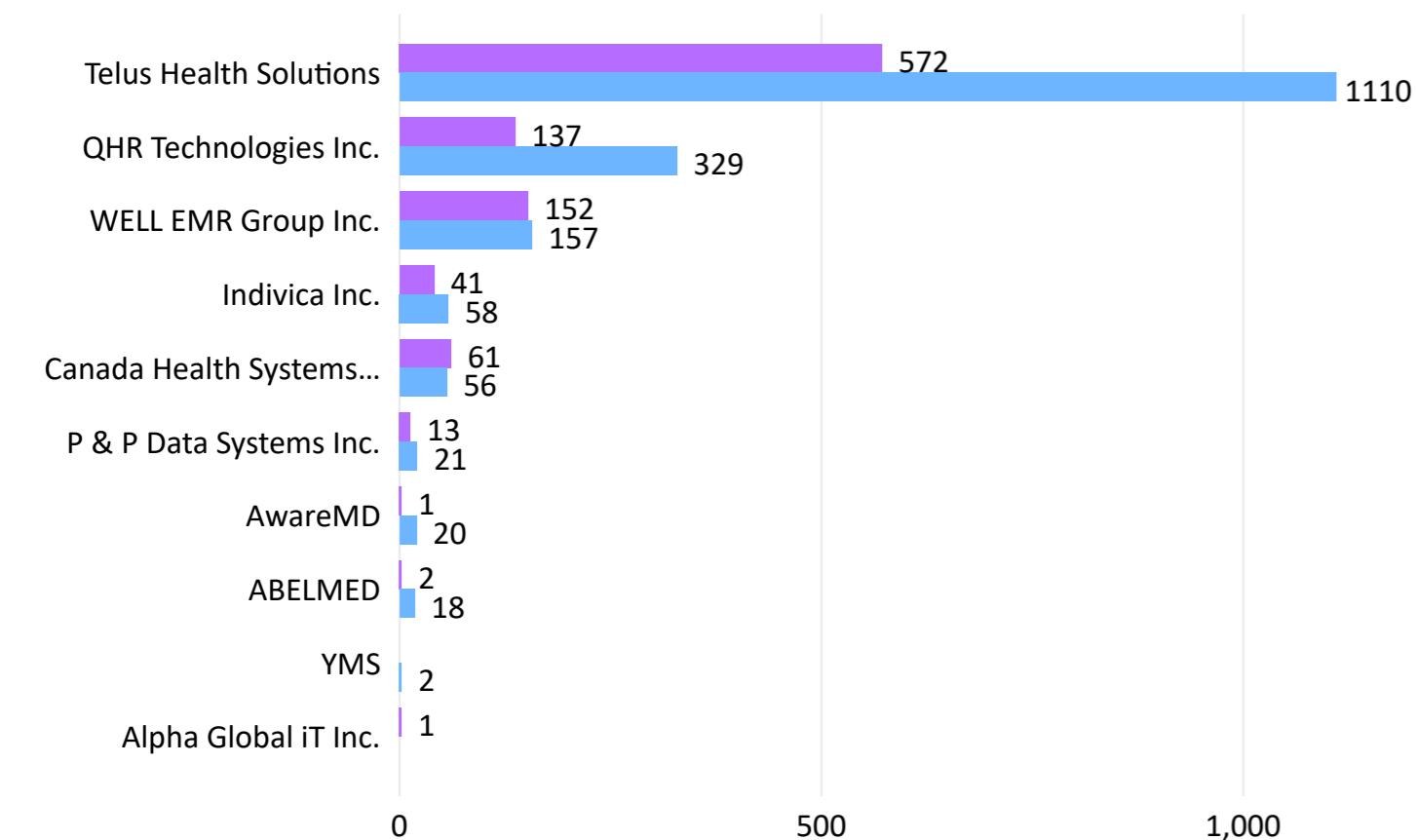
July 2020 August 2019 to July 2020 # Sent per 1000



## 1.11 Appendix K: LHIN 11 - Champlain

### Number of HRM and OLIS Users by Vendor

● Number of HRM users ● Number of OLIS users



### Number of Physicians Live on Dashboard

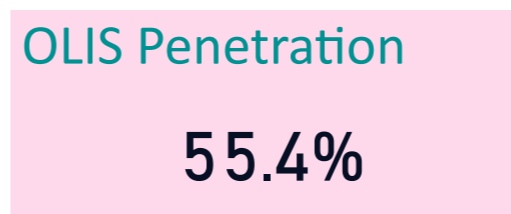
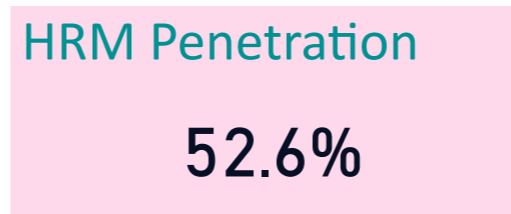
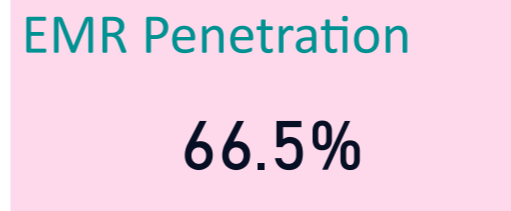
105 dashboard users

### Sending Facility Status

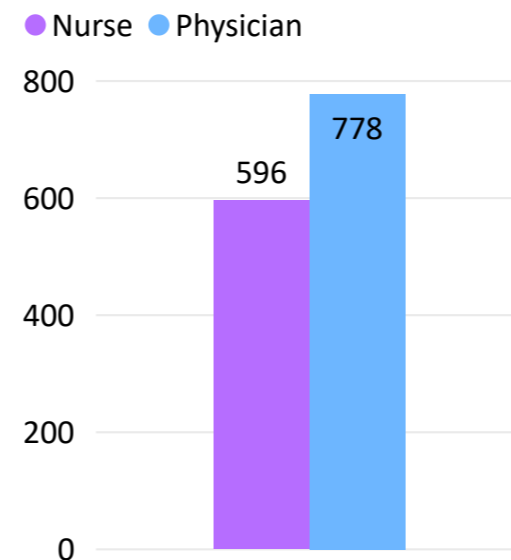
Site	HRM	eNotifications
Almonte General Hospital	Yes	No
Arnprior Regional Health	Yes	Yes
Bruyère Continuing Care Inc. - Élisabeth Bruyère Hospital	No	No
Bruyère Continuing Care Inc. - Saint Vincent Hospital	No	No
Carleton Place and District Memorial Hospital	Yes	Yes
Children's Hospital of Eastern Ontario	Yes	Yes
Cornwall Community Hospital	Yes	Yes
Deep River and District Hospital	Yes	No
Glengarry Memorial Hospital	Yes	Yes
Hawkesbury and District General Hospital	Yes	Yes
Hôpital Montfort	No	Yes
Hotel Dieu Hospital of Cornwall	Yes	No
Kemptville District Hospital	Yes	Yes
Ottawa Hospital (The) - Civic Site	Yes	Yes
Ottawa Hospital (The) - General Site	Yes	Yes
Ottawa Hospital (The) - Riverside Site	Yes	No
Ottawa Hospital (The) -The Rehab Centre	Yes	Yes
Pembroke Regional Hospital Inc.	Yes	Yes
Queensway-Carleton Hospital	Yes	Yes
Renfrew Victoria Hospital	Yes	Yes
Royal Ottawa Health Care Group - Mental Health	No	No
St. Francis Memorial Hospital	Yes	Yes
University of Ottawa Heart Institute	Yes	Yes
Winchester District Memorial Hospital	Yes	Yes

## 1.12 Appendix L: LHIN 12 - North Simcoe Muskoka

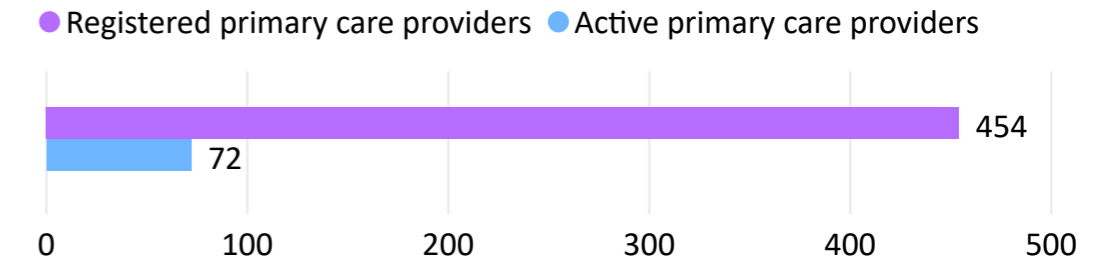
Vendor	General Practitioner	Specialist	Not Specified	Total
QHR Technologies Inc.	190	99		289
Telus Health Solutions	192	51	1	244
WELL EMR Group Inc.	6	8		14
Alpha Global iT Inc.	6			6
Indivica Inc.	2	2		4
ABELMED	1	2		3
YMS		2		2
Canada Health Systems Inc.	1			1
P & P Data Systems Inc.		1		1
<b>Total</b>	<b>398</b>	<b>165</b>	<b>1</b>	<b>564</b>



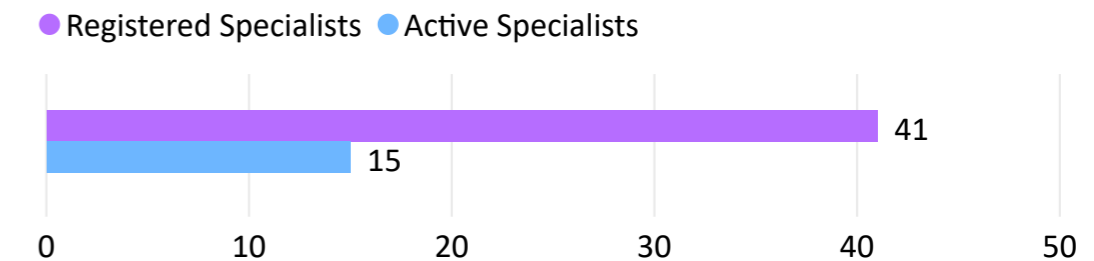
ONE ID Users by Clinicians



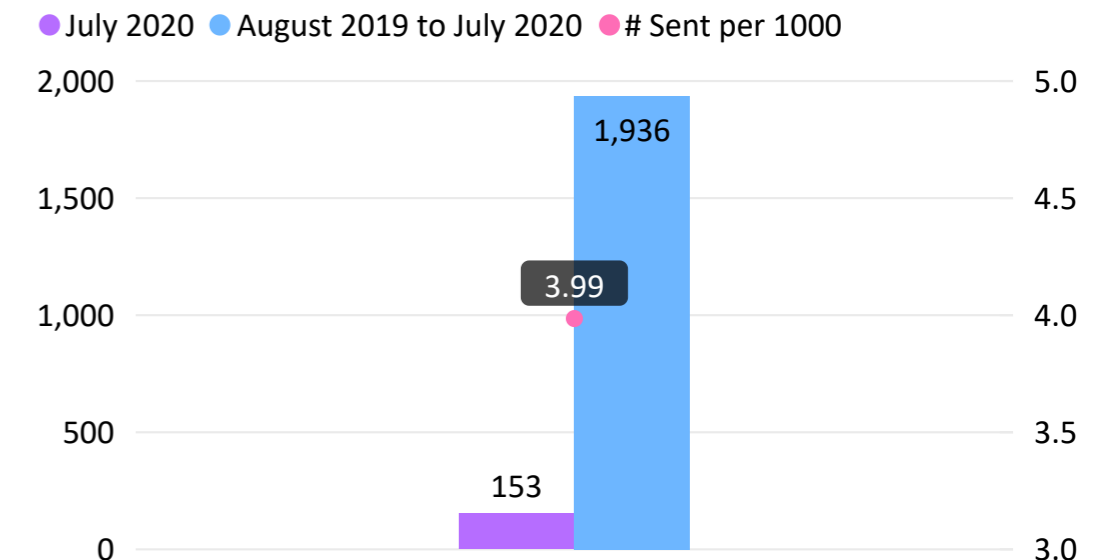
eConsult Penetration



eConsult Penetration



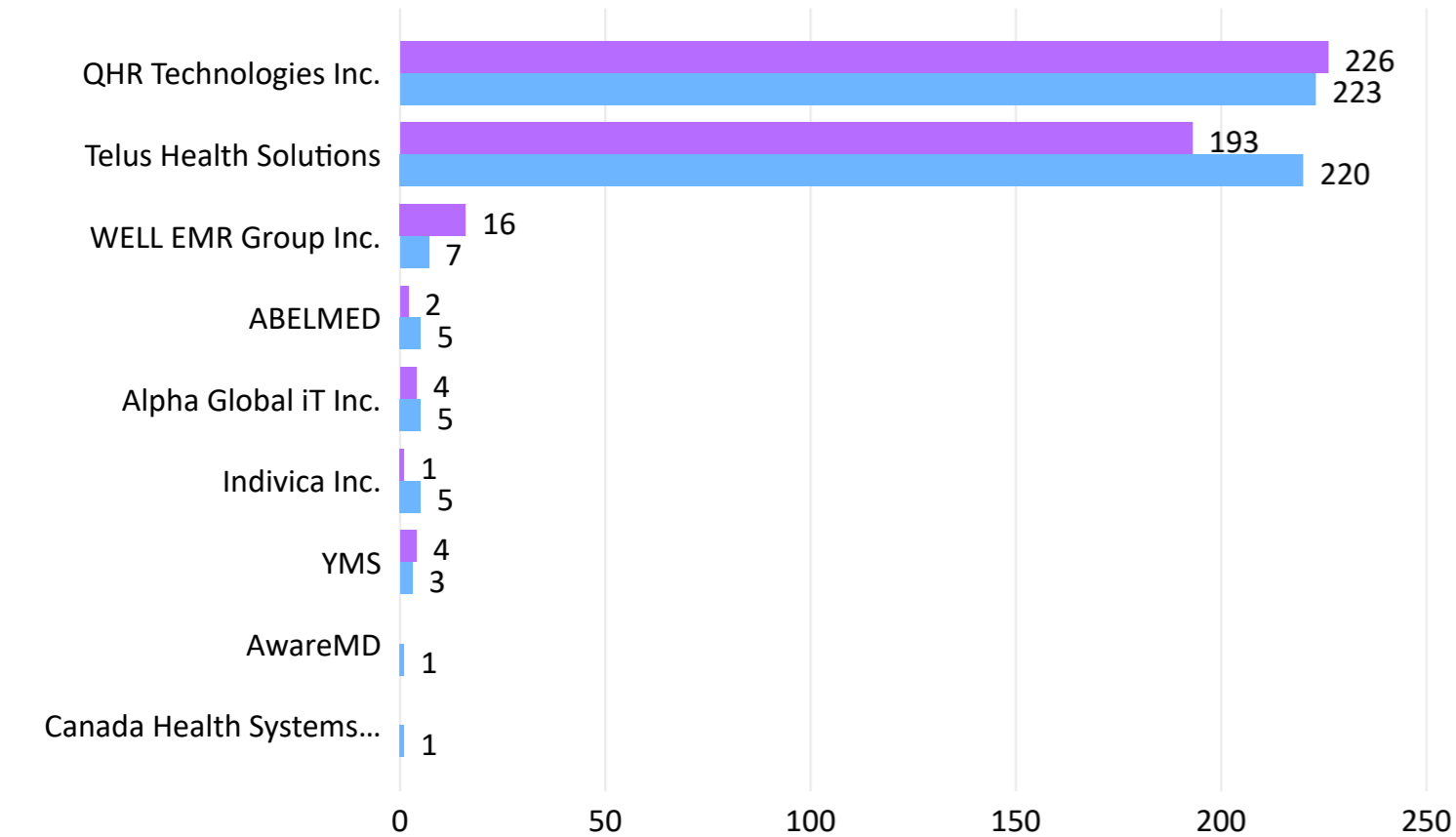
eConsults Sent



## 1.12 Appendix L: LHIN 12 - North Simcoe Muskoka

### Number of HRM and OLIS Users by Vendor

● Number of HRM users ● Number of OLIS users



### Sending Facility Status

Site	HRM	eNotifications
Collingwood General and Marine Hospital	Yes	No
Georgian Bay General Hospital - Midland Site	Yes	No
Georgian Bay General Hospital - Penetanguishene Site	Yes	No
Muskoka Algonquin Healthcare - Huntsville District Memorial Hospital	Yes	Yes
Muskoka Algonquin Healthcare - South Muskoka Memorial Hospital (Bracebridge)	Yes	Yes
Orillia Soldiers' Memorial Hospital	Yes	Yes
Royal Victoria Regional Health Centre	Yes	Yes
Waypoint Centre for Mental Health Care	Yes	No

### Number of Physicians Live on Dashboard

14 dashboard users



## 1.13 Appendix M: LHIN 13 - North East

Vendor	General Practitioner	Specialist	Total
Telus Health Solutions	305	45	350
QHR Technologies Inc.	59	29	88
P & P Data Systems Inc.	22	3	25
WELL EMR Group Inc.	23	2	25
YMS	8	1	9
ABELMED	1	6	7
Canada Health Systems Inc.	3	1	4
Indivica Inc.	3		3
Alpha Global iT Inc.		1	1
<b>Total</b>	<b>424</b>	<b>88</b>	<b>512</b>

### EMR Penetration

47.9%

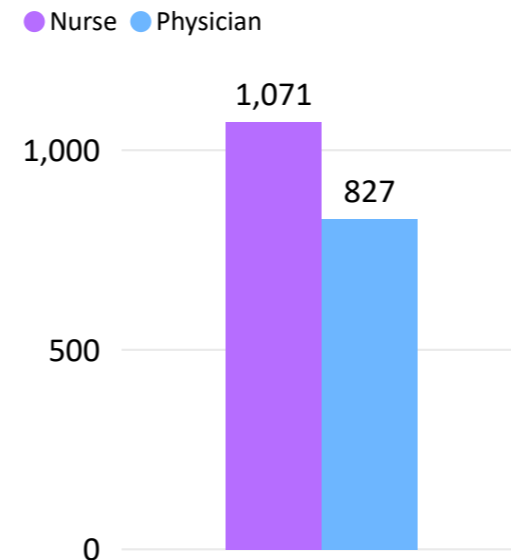
### HRM Penetration

27.4%

### OLIS Penetration

53.3%

### ONE ID Users by Clinicians



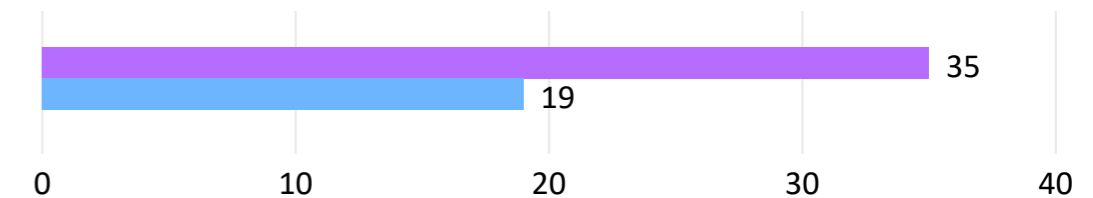
### eConsult Penetration

Registered primary care providers Active primary care providers



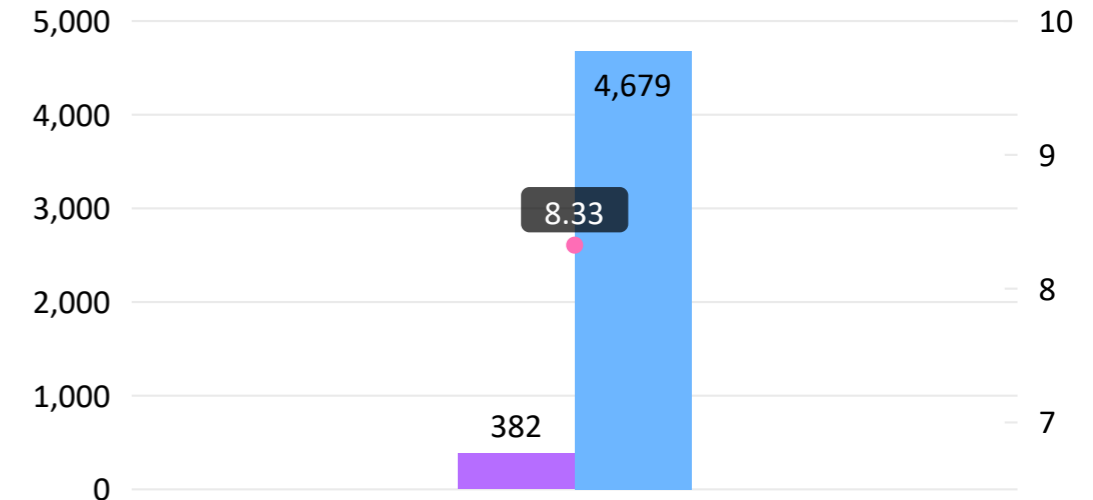
### eConsult Penetration

Registered specialists Active specialists



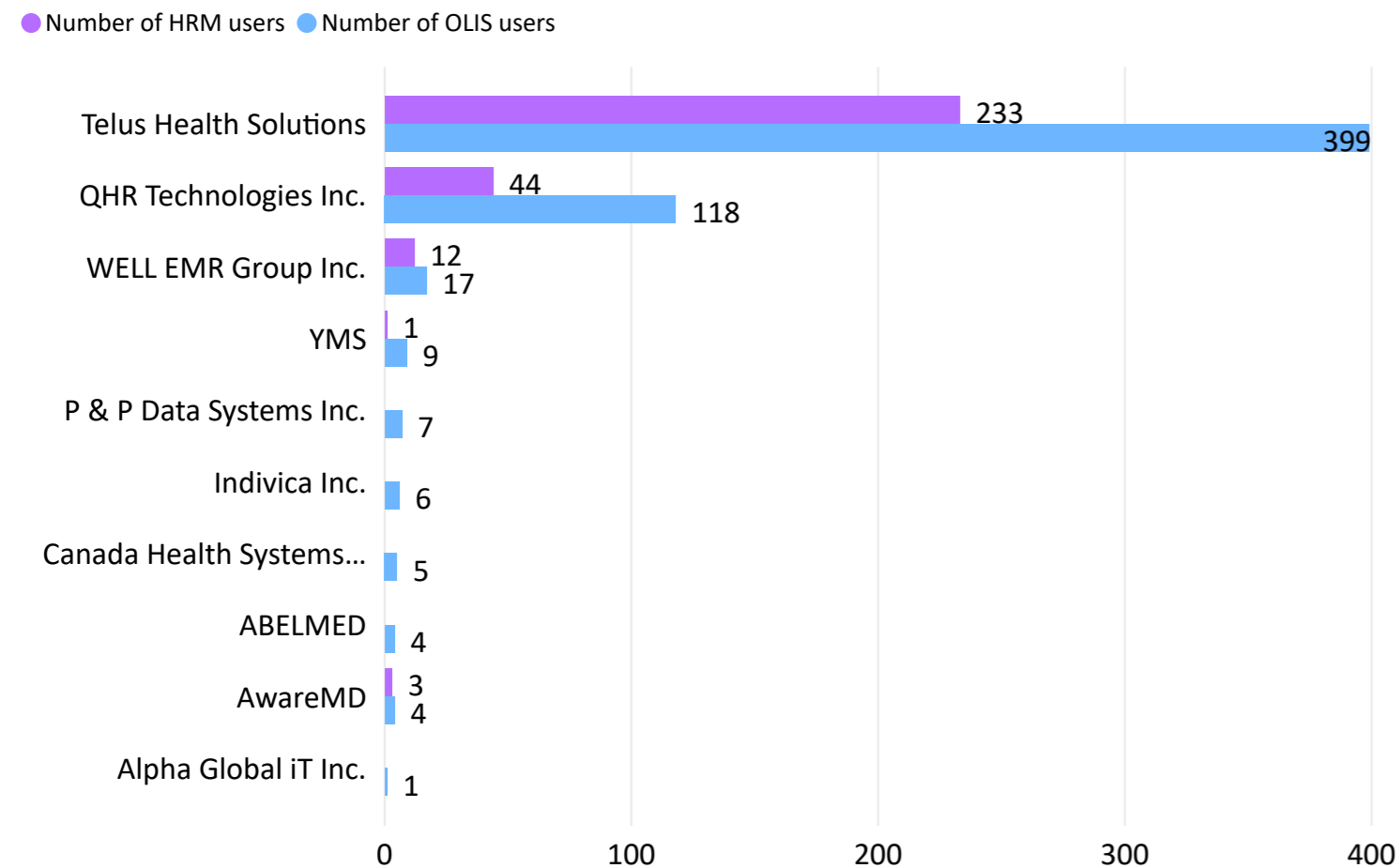
### eConsults Sent

July 2020 August 2019 to July 2020 # Sent per 1000



## 1.13 Appendix M: LHIN 13 - North East

### Number of HRM and OLIS Users by Vendor



### Number of Physicians Live on Dashboard

50 dashboard users

### Sending Facility Status

Site	HRM	eNotifications
Anson General Hospital	Yes	No
Bingham Memorial Hospital	Yes	No
Englehart and District Hospital	Yes	Yes
Espanola General Hospital	Yes	Yes
Health Sciences North - Ramsey Lake Health Centre	Yes	Yes
Health Sciences North - Sudbury Mental Health & Addictions Centre	Yes	No
Health Sciences North - Sudbury Outpatient Centre	Yes	No
Hôpital Notre Dame Hospital (Hearst)	Yes	No
Hornepayne Community Hospital	Yes	No
Kirkland and District Hospital	Yes	Yes
Lady Dunn Health Centre	Yes	No
Lady Minto Hospital (The)	Yes	No
Manitoulin Health Centre - Little Current	Yes	Yes
Manitoulin Health Centre - Mindemoya Unit	Yes	Yes
Mattawa General Hospital	Yes	No
North Bay Regional Health Centre	No	No
North Bay Regional Health Centre - Kirkwood Place	No	No
North Shore Health Network - Blind River Site	Yes	Yes
North Shore Health Network - Richards Landing Site	Yes	No
North Shore Health Network - Thessalon Site	Yes	No
Sault Area Hospital - Sault Ste Marie	Yes	No
Sensenbrenner Hospital (The)	Yes	No
Services de Sante de Chapleau Health Services	Yes	Yes
Smooth Rock Falls Hospital	Yes	No
St. Joseph's Continuing Care Centre of Sudbury	No	No
St. Joseph's General Hospital - Elliot Lake	Yes	Yes
Temiskaming Hospital	Yes	Yes
Timmins & District General Hospital	Yes	Yes
Weeneebayko Area Health Authority – Attawapiskat Hospital	Yes	Yes
Weeneebayko Area Health Authority - Fort Albany Hospital	Yes	Yes
Weeneebayko Area Health Authority – Moosonee Health Centre	Yes	Yes
Weeneebayko Area Health Authority – Weeneebayko General Hospital (Moose Factory)	Yes	Yes
West Nipissing General Hospital	Yes	No
West Parry Sound Health Centre	No	No

## 1.14 Appendix N: LHIN 14 - North West

Vendor	General Practitioner	Specialist	Total
Telus Health Solutions	77	45	122
QHR Technologies Inc.	36	24	60
WELL EMR Group Inc.	32	2	34
Canada Health Systems Inc.	3	3	6
P & P Data Systems Inc.	1	5	6
ABELMED		2	2
<b>Total</b>	<b>149</b>	<b>81</b>	<b>230</b>

### EMR Penetration

46.9%

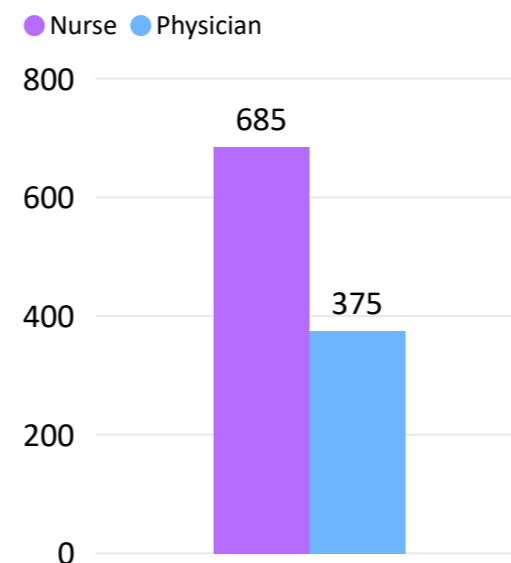
### HRM Penetration

18.1%

### OLIS Penetration

40.4%

### ONE ID Users by Clinicians



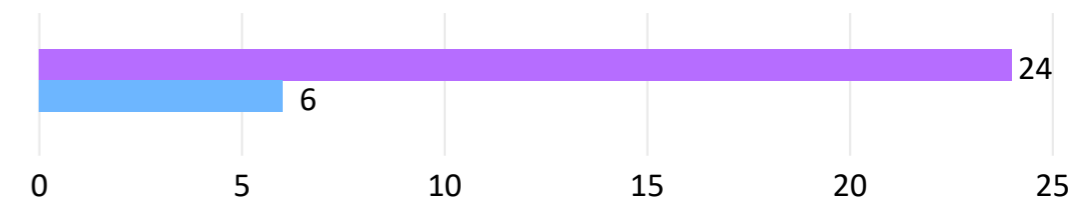
### eConsult Penetration

Registered primary care providers Active primary care providers



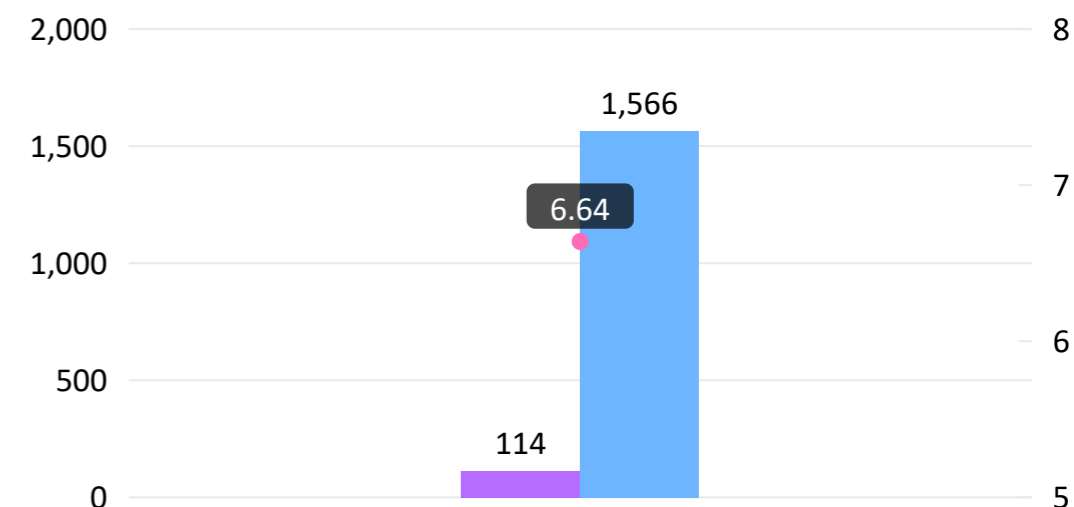
### eConsult Penetration

Registered specialists Active specialists



### eConsults Sent

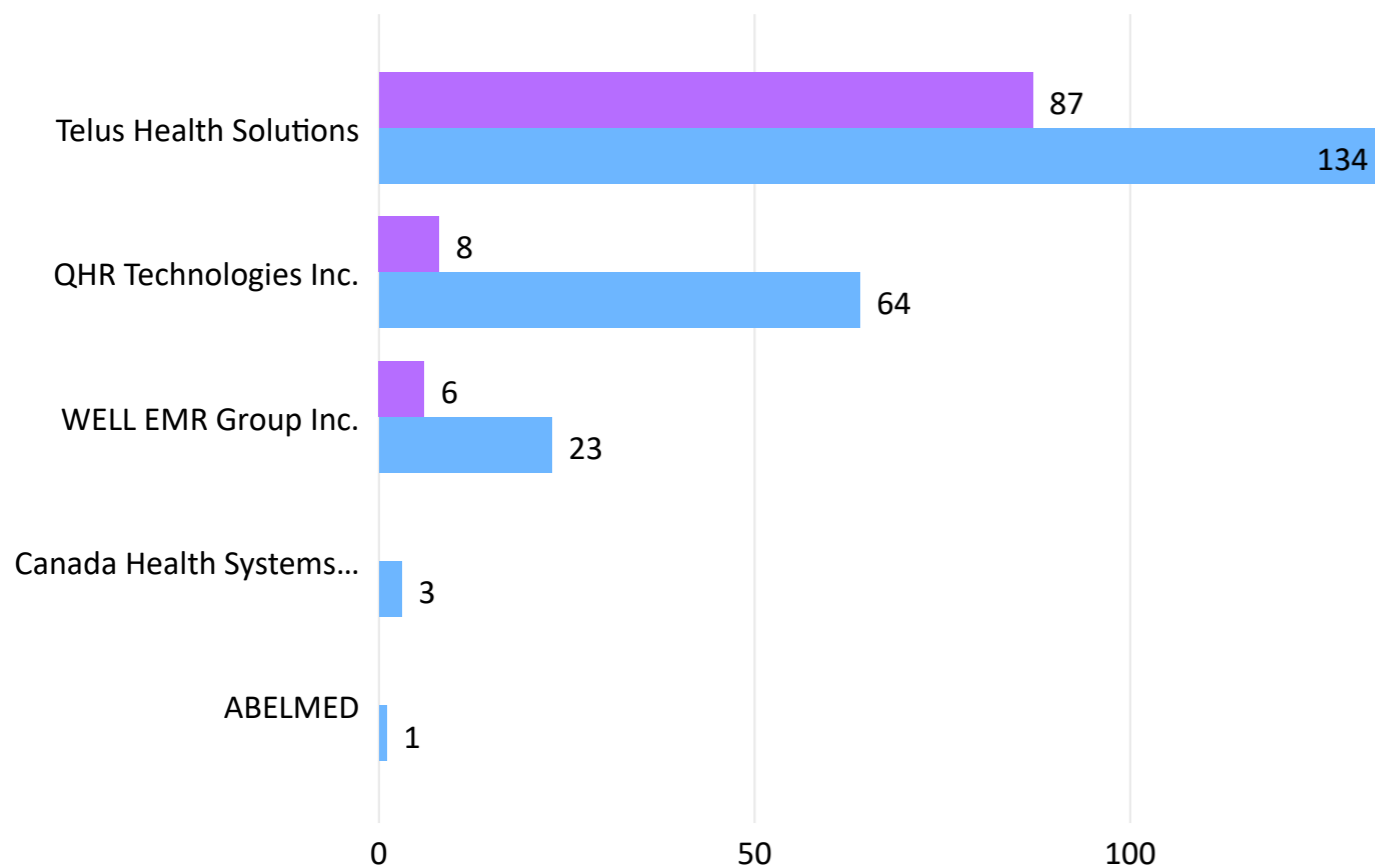
July 2020 August 2019 to July 2020 # Sent per 1000



## 1.14 Appendix N: LHIN 14 - North West

### Number of HRM and OLIS Users by Vendor

● Number of HRM users ● Number of OLIS users



### Sending Facility Status

Site	HRM	eNotifications
Atikokan General Hospital	Yes	Yes
Dryden Regional Health Centre	Yes	Yes
Geraldton District Hospital	Yes	Yes
Lake-of-the-Woods District Hospital	Yes	Yes
Manitouwadge General Hospital	Yes	Yes
Nipigon District Memorial Hospital	Yes	Yes
North of Superior Healthcare Group - McCausland Hospital (The)	Yes	Yes
North of Superior Healthcare Group - Wilson Memorial General Hospital	Yes	Yes
Red Lake Margaret Cochenour Memorial Hospital (The)	Yes	Yes
Riverside Health Care - Emo Health Centre	Yes	Yes
Riverside Health Care - La Verendrye Hospital	Yes	Yes
Riverside Health Care - Rainy River Health Centre	Yes	Yes
Sioux Lookout Meno Ya Win Health Centre	Yes	Yes
St. Joseph's Care Group - Lakehead Psychiatric Hospital	Yes	Yes
St. Joseph's Care Group - St Joseph's Hospital	Yes	Yes
Thunder Bay Regional Health Sciences Centre	Yes	Yes

### Number of Physicians Live on Dashboard

25 dashboard users