



SWITCHING BETWEEN EMRs

LESSONS FROM THE FRONT LINES

Dr. Stephen McLaren
OntarioMD Physician Peer Leader



Faculty/Presenter Disclosures

- Faculty: Stephen McLaren, BSc, MD, CCFP, FCFP
- Relationship with Commercial Interests:
 - OntarioMD-Peer Leader

Disclosure of Commercial Support

- **No Commercial Support**
- **Potential for conflict(s) of interest:**
 - Stephen has received payment from OntarioMD whose product(s) are being mentioned in this program.



Mitigating Potential Bias

- The content of this presentation represents a self driven practice pattern free of commercial bias or sponsorship.

Switching Between EMRs

Outline

Why - Is it inevitable?

How - Steps and Tools

What - Data – 5 key steps to Migration

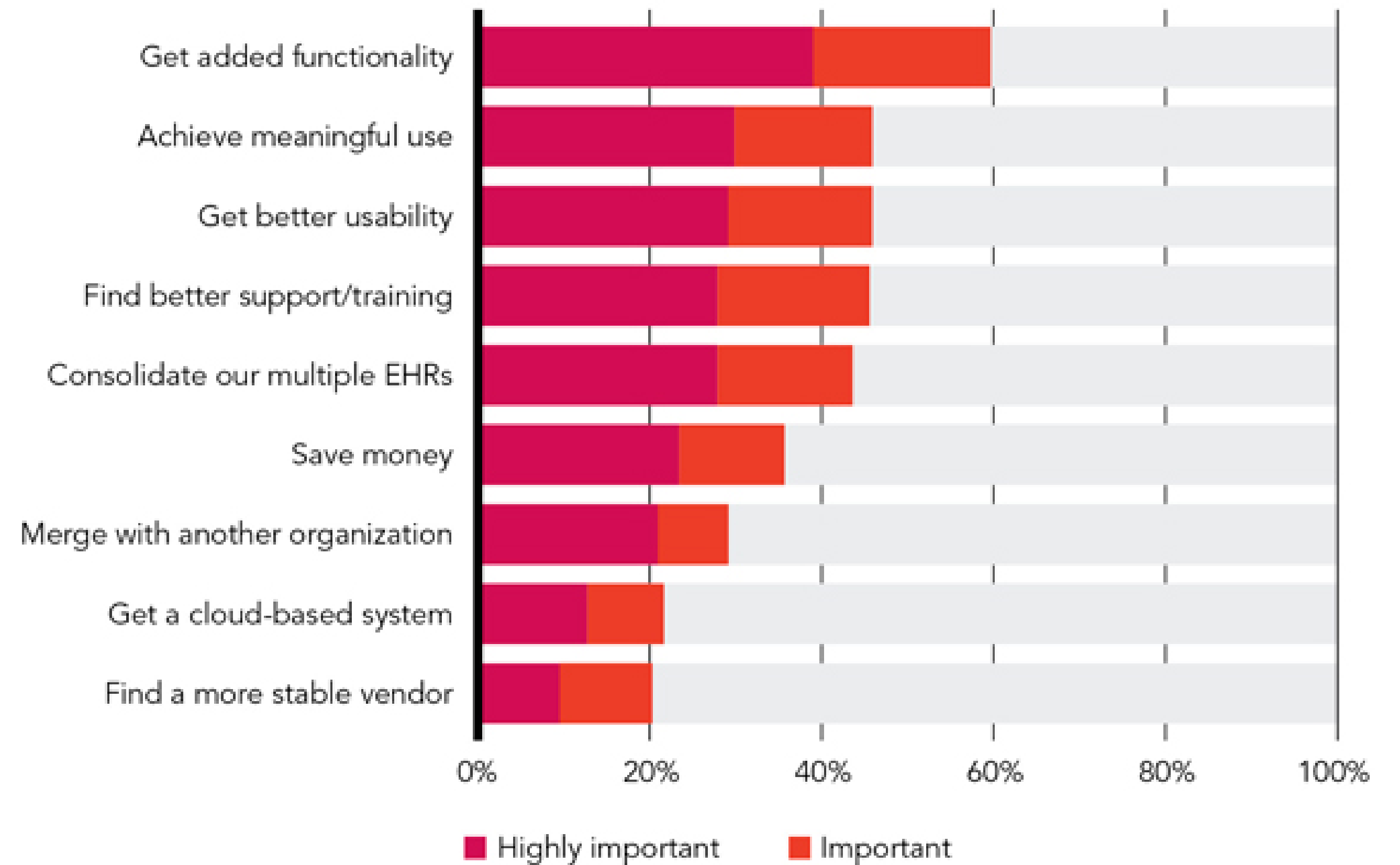
Goals – Short , Medium, Long Term

- Meet operational and patient care needs
- Insure clinic efficiency
- Prevent system “workarounds”
- Minimize disruption during transition

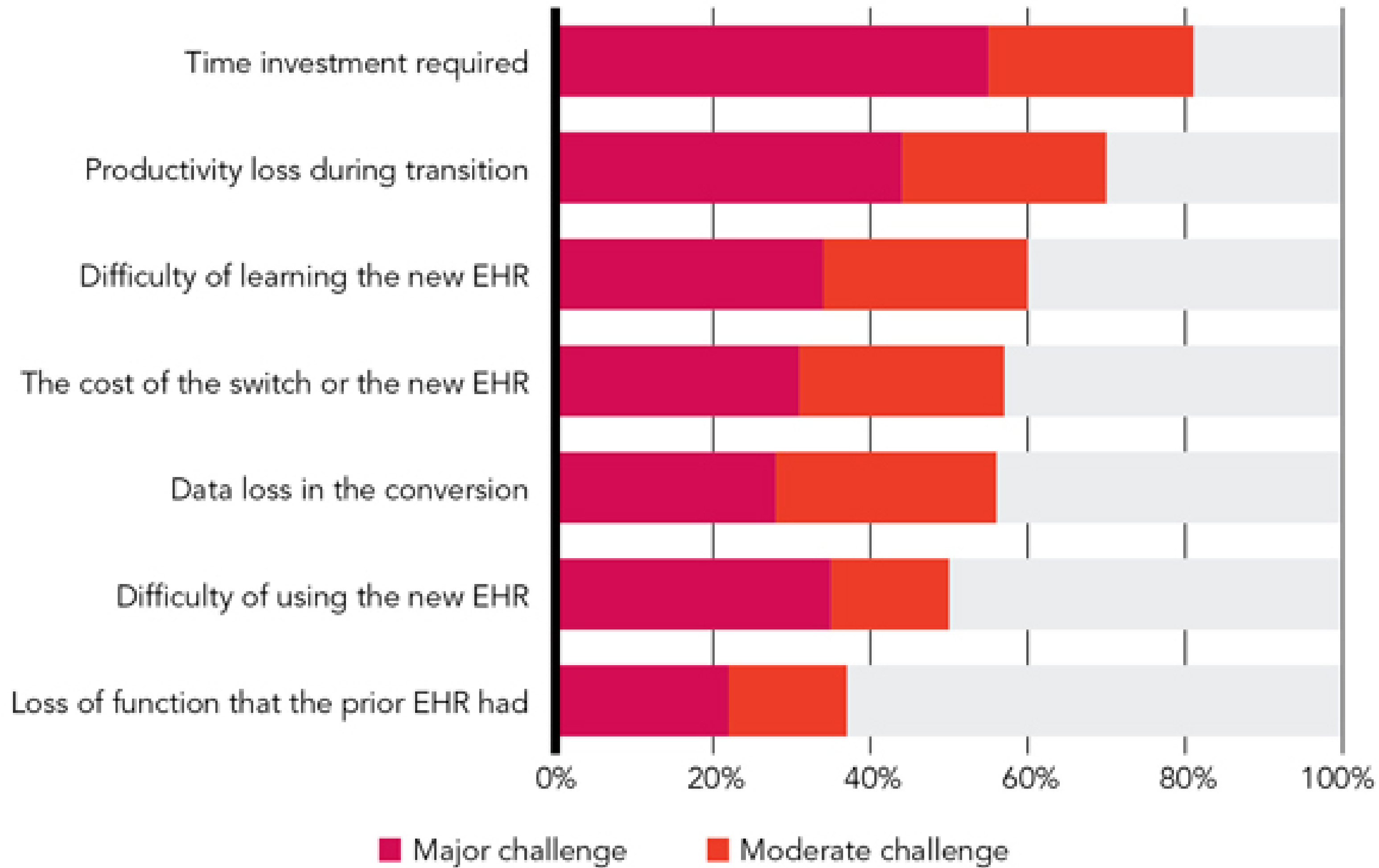
Switching Between EMRs Is It Inevitable?

Acquisition

The act of acquiring a company by purchase of a company by strategy of buying and selling "friendly" one or a "hostile" merger or takeover accord



Switching Between EMRs



<https://www.aafp.org/fpm/2015/0100/p13.html> Jan-Feb 2015

Switching Between EMRs

Steps

- Choose a New EMR
- Data Migration
- Training / Go Live
- Tweaking & Optimization

Steps and Tools

Tools

- OntarioMD – Transition Support Tools
- OntarioMD – Data Migration Guide



Switching Between EMRs

Steps and Tools



[Sign In](#) | [Register](#)

Search

[About Us](#) ▾

[Products and Services](#) ▾

[EMR Certification Program](#) ▾

[Resource Library](#) ▾

[Blog](#)

[Policies and Procedures](#)

[Presentations](#)

[Publications](#)

[Transition Support](#)

[Videos](#)

[Home](#) / [Resource Library](#) / [Policies and Procedures](#)

Guidelines, Policies, and Procedures

Privacy

- [OntarioMD Privacy Complaints and Inquiry Policy and Procedures](#)
- [OntarioMD Privacy Breach Management Policy](#)
- [OntarioMD.ca Privacy Policy](#)
- [FAQ Privacy for Physicians and Staff](#)
- [Bulletin - Ransomware threatens health care industries](#)
- [Bulletin - Keeping patient data in EMRs private](#)
- [Can You Afford a Cyber Data Breach?](#)
- [If you're online, you're at risk](#)
- [Do you need Cyber Insurance?](#)

Data Migration

- [EMR Data Migration Project Plan](#)
- [EMR and Data Migration Guide](#)



Switching Between EMRs

Steps

- Choose a New EMR
- Data Migration
- Training / Go Live
- Tweaking & Optimization

Steps and Tools

Tools

- OntarioMD – Transition Support Tools
- OntarioMD – Data Migration Guide
- Site Visits
- Peer Support
- **Vendor “test” System**
- **Risk Assessment**



Switching Between EMRs

Steps and Tools

Steps

- Choose a New EMR
- Data Migration
- Training / Go Live
- Tweaking & Optimization

Opportunity

- HRM
- OLIS
- eConsult / Referral
- PrescribEIT
- Secure email / Portal
- Video visits
- Kiosks
- Tablets
- Interfaces with diagnostics

Tools

- OntarioMD – Transition Support Tools
- OntarioMD – Data Migration Primer



Switching Between EMRs

Risk !

Low Risk

- Same Vendor
- New platform

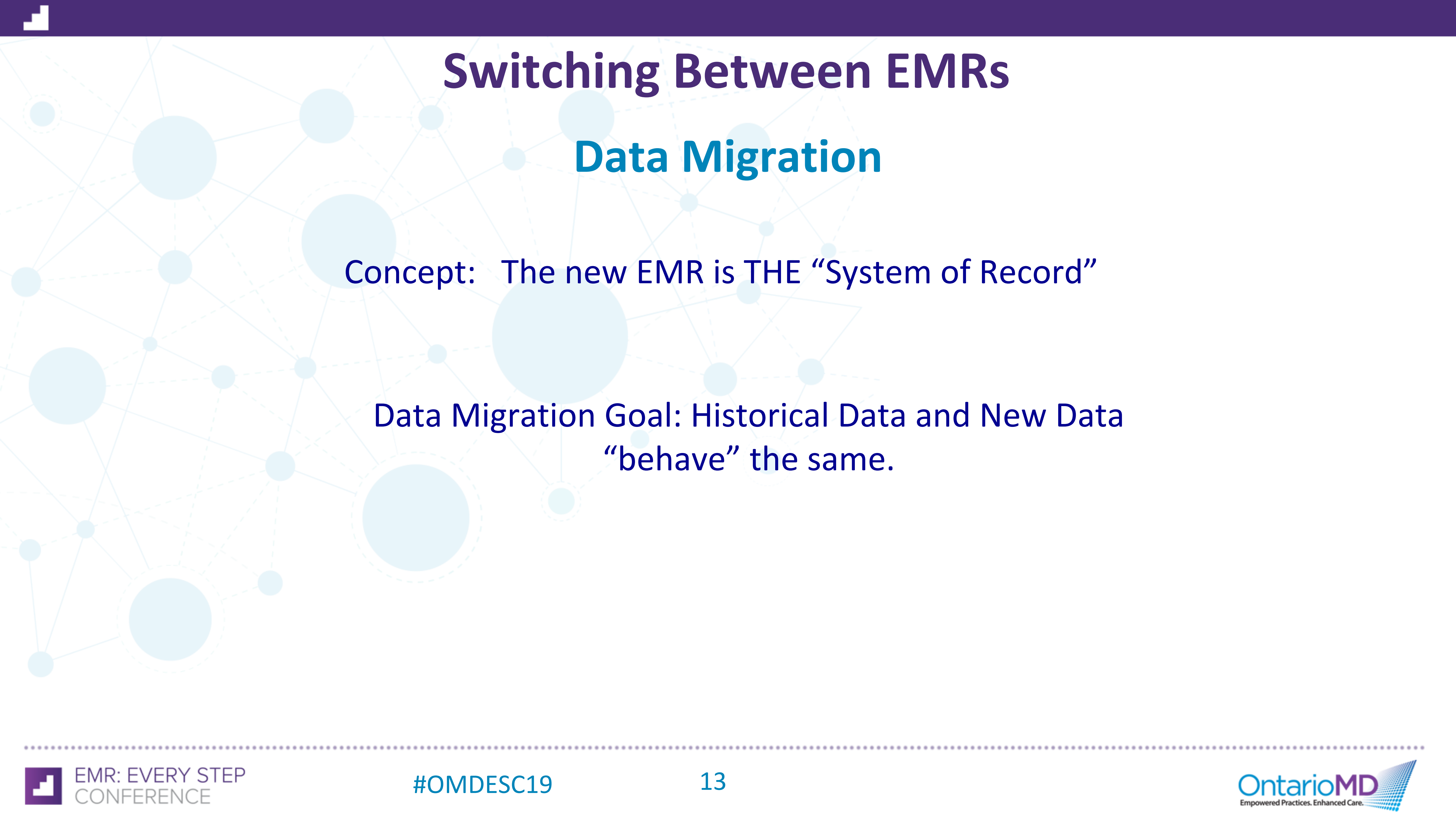
Medium Risk

- New Vendor
- Co-operation and support between Old and New Vendors
- Experience in data migration

High Risk

- New Vendor
- Limited inter-vendor co-operation
- No experience with data migration





Switching Between EMRs

Data Migration

Concept: The new EMR is THE “System of Record”

Data Migration Goal: Historical Data and New Data
“behave” the same.



Data Migration – 5 Steps

Steps

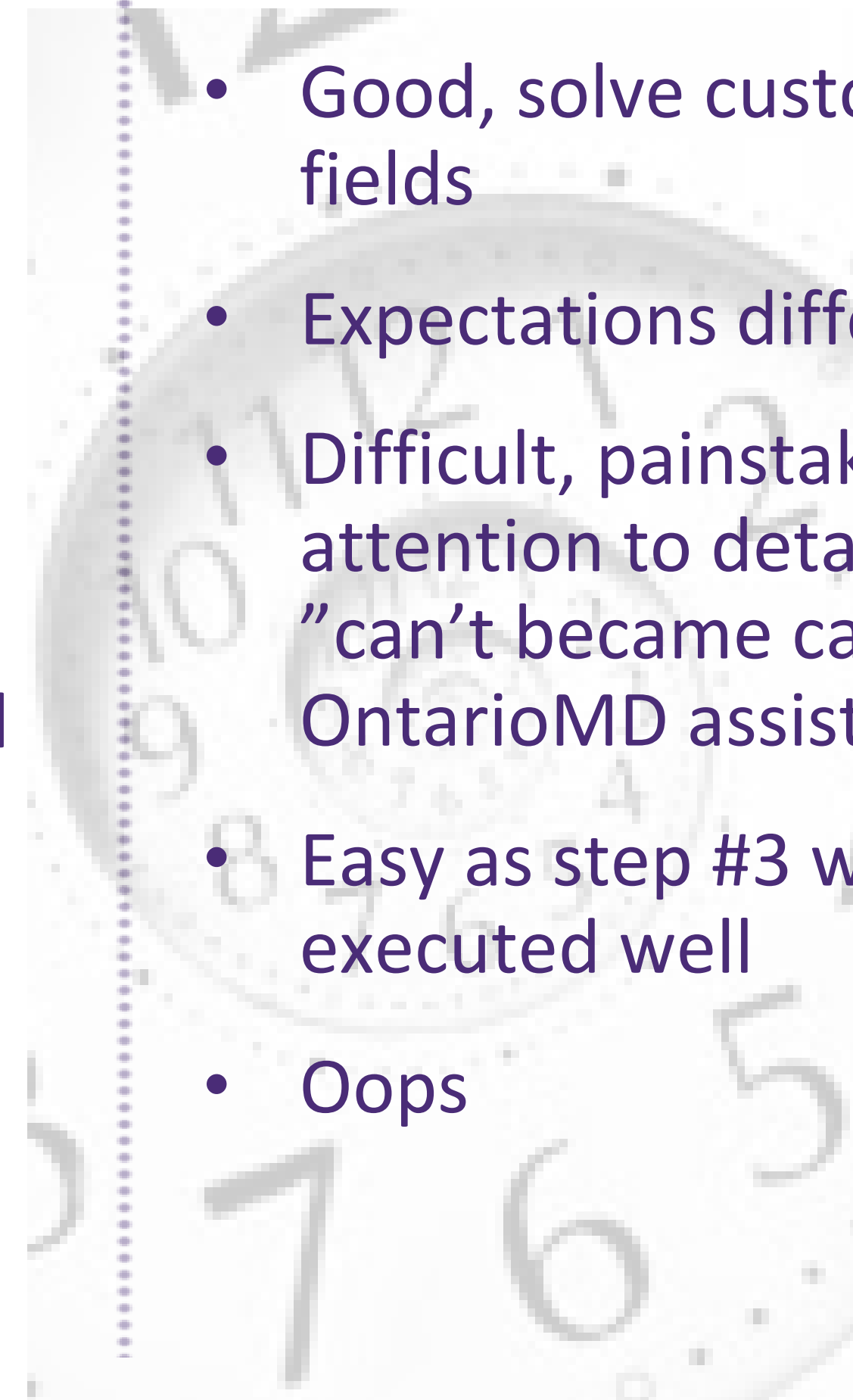
- Discovery
- Scope Definition
- Conversion Development & Testing
- Validation & Signoff
- Migration

Theory

- Accuracy, clean, how much?
- Understand conversion methods, priorities, troubleshoot
- Sandbox environment to test, Iterative process until satisfied
- Customer signs off on the final data set.
- Vendor delivers data ready for Go-Live

Experience

- Good, solve custom fields
- Expectations differed
- Difficult, painstaking attention to detail, "can't became can", OntarioMD assisted
- Easy as step #3 was executed well
- Oops



Data Migration – 5 Steps

Steps

- Discovery
- Scope Definition
- Conversion Development & Testing
- Validation & Signoff
- Migration

Responsibility

- Customer
- Customer & Vendor
- Vendor & Customer

- Customer
- Vendor

Your Team's Time

- 
- ++
 - +
 - ++++++

 - ++++++
 - + (?)

Proceedings of the National Academy Of Sciences of the USA - May 2007

Earlier studies found that people appear better able to remember things they have just learned if they are able to sleep soon after. In effect, they found, the brain appears to use sleep time to consolidate memories.

This study suggests that the process is still more complex, and that sleep helps people make inferences from bits of knowledge that may at first appear random,

*People make minor inferences all the time without sleeping first, of course, but those connections tend to be fairly straightforward. Sleep appears to play a role in helping people make "big picture" realizations, **** Use your conscious mind to acquire all the information you need for making a decision--but don't try to analyze the information. Instead, go on holiday while your unconscious mind digests it for a day or two.*

Switching Between EMRs

Tweaking and Optimization

Improve on Data Migration

New features – e-booking
e-mail
portal
e-consult
integrated devices

Optimize use of integrated features

Clean data

Common “coding”

Avoid workarounds

Think ahead to the next migration



Switching Between EMRs

Summary

- Choose a New EMR
- **Data Migration Success**
- Training / Go Live
- Tweaking & Optimization

Risk assessment

Time required

Better operational and patient care experiences.





A word cloud centered on the word 'THANK YOU' in large, bold, black letters. Surrounding it are various translations of 'Thank You' in different languages, including Spanish (GRACIAS, ARIGATO, JUSPAXAR), Arabic (SHUKURIA, BIYAN, SHUKRIA), Chinese (TINGKI), Indonesian (TASHAKKUR ATU, MERCI), Japanese (KOMAPSUMNIDA), Korean (BOLZIN), and others. The words are arranged in a circular pattern around the central text.





